

MITA square 200

trim


074-8314638R



Project / Type

Notes

Count / Date



Square luminaire housing in die-cast aluminium; extremely slim design; recessed light with wrap around edge; suitable for ceiling thickness of 2-25 mm; surface black powder coated; blind cover to cover the cut-out available as an accessory; accessories are listed separately; light colour 4000 K; binning initial MacAdam ≤ 3 SDCM; CRI ≥ 80 ; min. 90% of luminous flux after 50000 operating hours; energy efficient LEDs with high CRI; high gloss reflector with faceted design; Reflector chrome; UGR ≤ 19 ; VDU compatible workplace luminaire according to DIN EN 12464-1; luminance above $65^\circ \leq 1500$ cd/m²; degree of protection IP20; PC2; 220-240 V; internal wiring in light halogen free; incl. DALI-2 converter; converter wired secondary side; light source replaceable by an authorized professional; control gear replaceable by an authorized professional;



General

Ceiling | Recessed

black | RAL 9005 ¹

Reflector chrome

IP20

2220 lm

LED

4000 K

CRI ≥ 80

L90 / 50000 h

initial MacAdam ≤ 3 SDCM

MR 0.72 | MDER 0.65

Optical

Reflector | symmetric

UGR ≤ 19 | $\geq 65^\circ < 1500$ cd/m²

PstLM ≤ 1.0 ² | SVM ≤ 0.4 ²

Electrical

DALI-2 | 1 DALI Addr.

PC2 | 220-240 V

system 13.8 W

system 161 lm/W ³

Physical

trim

length 206 mm | width 206 mm | height 43 mm

1.3 kg

Cutout

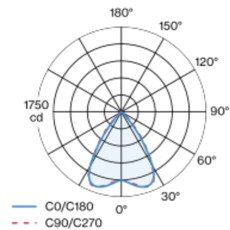
length 197 mm | width 197 mm

min. ceiling thickness 2 mm | max. ceiling thickness 25 mm

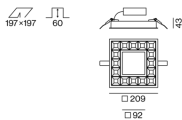
recessed depth 60 mm

¹ RAL code ² Value of containing product at full load (undimmed)
³ incl. consideration of optical losses, internal control unit losses & operating device efficiency

Light distribution



Product drawing



Installation instructions



Lighting calculator



MITA square 200

trim

074-8314638R



Project / Type

Notes

Count / Date

Maintenance Factors

Operating Time [h]	10 000	20 000	30 000	40 000	50 000
LLMF	0.98	0.96	0.94	0.92	0.9
LSF	1	1	1	1	1
MF	LMF × RSMF × LLMF × LSF		RSMF ^a	Room Surface Maintenance Factor	
MF	Maintenance Factor		LLMF	Lamp Lumens Maintenance Factor	
LMF ^a	Luminaire Maintenance Factor		LSF	Lamp Survival Factor	

^a According to "CIE 97, Maintenance of indoor electric lighting systems", 2005, ISBN 3-900-734-34-8. The values must be determined by the planner.

Circuit Breaker Types

Automatic Circuit Breaker Type	Number of Fixtures
B10	37
B16	60
C10	37
C16	60

OPTICAL

BLIND COVER square 200

COLOUR
traffic white

ARTICLE NUMBER(S)
074-8913417

BLIND COVER square 360

COLOUR
jet black

ARTICLE NUMBER(S)
074-8913618

