

# MITA square 360

trim

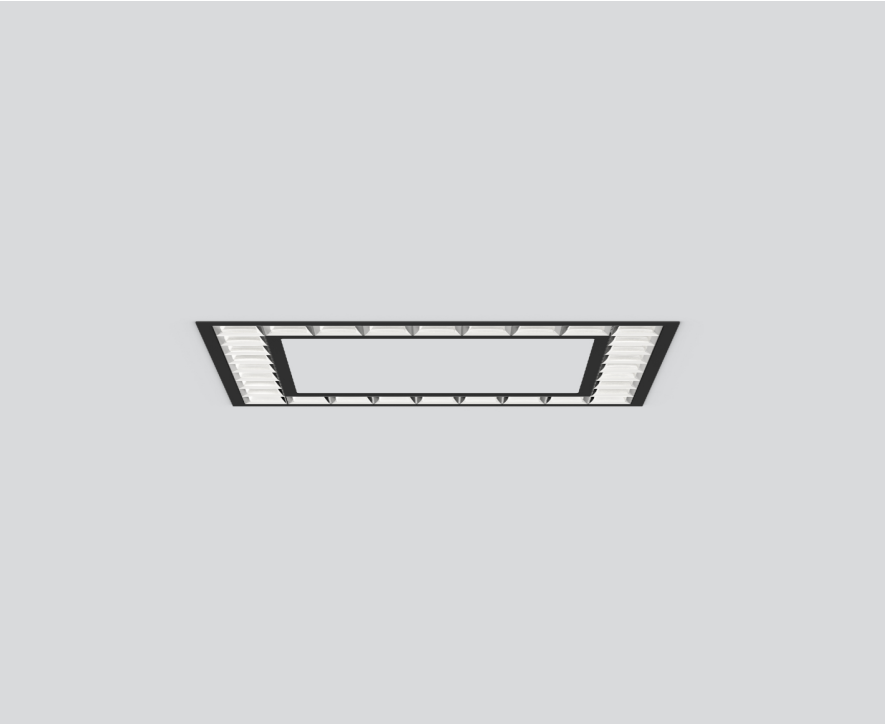
074-8326538R



Project / Type

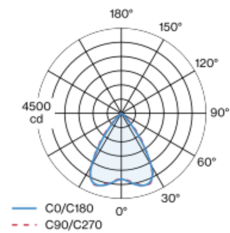
Notes

Count / Date

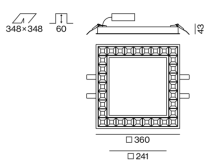


Square luminaire housing in die-cast aluminium; extremely slim design; recessed light with wrap around edge; suitable for ceiling thickness of 2-25 mm; surface black powder coated; blind cover to cover the cut-out available as an accessory; accessories are listed separately; light colour 3000 K; binning initial MacAdam  $\leq 3$  SDCM; CRI  $\geq 80$ ; min. 90% of luminous flux after 50000 operating hours; energy efficient LEDs with high CRI; high gloss reflector with faceted design; Reflector chrome; degree of protection IP20; PC2; 220-240 V; internal wiring in light halogen free; incl. DALI-2 converter; converter wired secondary side; light source replaceable by an authorized professional; control gear replaceable by an authorized professional;

## Light distribution



## Product drawing



## General

Ceiling | Recessed

black | RAL 9005 <sup>1</sup>

Reflector chrome

IP20

5470 lm

## LED

3000 K

CRI  $\geq 80$

L90 / 50000 h

initial MacAdam  $\leq 3$  SDCM

MR 0.56 | MDER 0.51

## Optical

Reflector | symmetric

$\geq 65^\circ$  <1500 cd/m<sup>2</sup>

PstLM  $\leq 1.0$  <sup>2</sup> | SVM  $\leq 0.4$  <sup>2</sup>

## Electrical

DALI-2 | 1 DALI Addr.

PC2 | 220-240 V

system 40 W

system 137 lm/W <sup>3</sup>

## Physical

trim

length 356 mm | width 356 mm | height 43 mm

1.9 kg

## Cutout

length 348 mm | width 348 mm

min. ceiling thickness 2 mm | max. ceiling thickness 25 mm

recessed depth 60 mm

<sup>1</sup> RAL code <sup>2</sup> Value of containing product at full load (undimmed)  
<sup>3</sup> incl. consideration of optical losses, internal control unit losses & operating device efficiency

## Installation instructions



## Lighting calculator

