

VARO 80

track
080-6210618F



Project / Type

Notes

Count / Date



Track light made of die-cast aluminium; surface jet black powder coated; 355° rotatable and 90° tiltable; converter integrated into spotlight head; passive cooling of the LEDs through improved heat sink geometry; with COB (Chip on Board) technology for maximum efficiency; no appearance of multiple shadows; light colour 4000 K; binning initial MacAdam ≤ 3 SDCM; CRI ≥ 90; min. 90% of luminous flux after 50000 operating hours; energy efficient LEDs with high CRI; including high quality aluminium reflector with spherical reflector; high gloss anodised; neutral colour reflection through absolute freedom from interference colour; for brilliant object staging; precise radiation characteristic with 38° beam; installed and exchanged without tools; optical attachment available as accessory; accessories are listed separately; degree of protection IP20; PC1; 220-240 V; incl. converter, non dimmable; adapter for toolless insertion or movement on a variety of 3-phase power tracks; light source replaceable by an authorized professional; control gear replaceable by an authorized professional;



General

Ceiling | Track

tilt max 90°

rotation 355°

jet black | RAL 9005

IP20

2700 lm

LED

4000 K

CRI ≥ 90

L90 / 50000 h

initial MacAdam ≤ 3 SDCM

R_g: 96 | R_f: 89 | R_{t(1-15)}: 89

MR 0.84 | MDER 0.76

Optical

flood | beam angle 38°

Electrical

non DIM

PC1 | 220-240 V

system 28.8 W

system 94 lm/W ¹

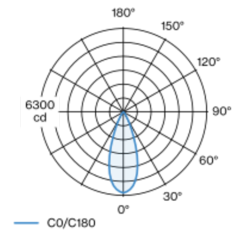
Physical

diameter 87 mm | height 145 mm

1 kg

¹ incl. consideration of optical losses, internal control unit losses & operating device efficiency

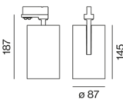
Light distribution



flood 38°

h (m)	E0° (lx)	ø (m)
1	6110	0.68
2	1530	1.37
3	680	2.05
4	380	2.73
5	240	3.42

Product drawing



Installation instructions



Lighting calculator



VARO 80

track
080-6210618F



Project / Type

Notes

Count / Date

Maintenance Factors

Operating Time [h]	10 000	20 000	30 000	40 000	50 000
LLMF	0.97	0.95	0.93	0.91	0.9
LSF	1	1	1	1	1

MF	LMF × RSMF × LLMF × LSF	RSMF ^a	Room Surface Maintenance Factor
MF	Maintenance Factor	LLMF	Lamp Lumens Maintenance Factor
LMF ^a	Luminaire Maintenance Factor	LSF	Lamp Survival Factor

^a According to "CIE 97, Maintenance of indoor electric lighting systems", 2005, ISBN 3-900-734-34-8. The values must be determined by the planner.

Circuit Breaker Types

Automatic Circuit Breaker Type	Number of Fixtures
B10	16
B16	25
B20	32
C10	16
C16	25
C20	32

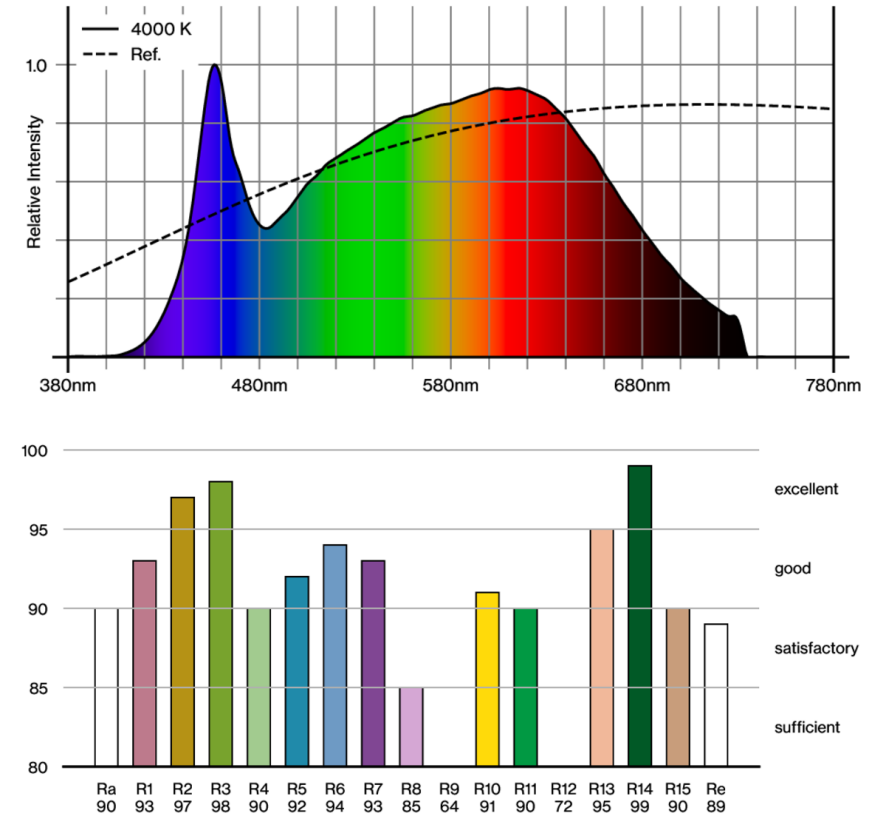
Optical accessories

SNOOT WITH HONEYCOMB LOUVER

TYPE for VARO 80	Ø (MM) 83	ARTICLE NUMBER(S) 006-93120
---------------------	--------------	--------------------------------



Colour rendering



VARO 80

track

080-6210618F

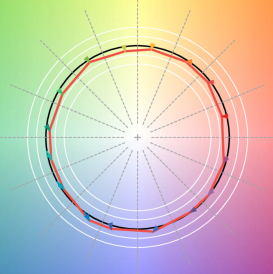


Project / Type

Notes

Count / Date

TM30 colour vector graphic



The black line represents the black body reference. The red line indicates the results of the test light source. The deviation from the test light source to the reference is shown and is marked by arrows. The shorter the arrows, the higher the color rendering.

