

DOC 180

wall


088-271051D



Project / Type

Notes

Count / Date



General

Ceiling / Wall | Surface

dark grey | RAL 9007 ¹

IP54

IK09

1340 lm

LED

3000 K

CRI ≥ 80

L90 / 50000 h

initial MacAdam ≤ 3 SDCM

MR 0.54 | MDER 0.49

Optical

opal (lambertsch)

Electrical

non DIM

PC1 | 220-240 V

system 13.5 W

system 99 lm/W ²

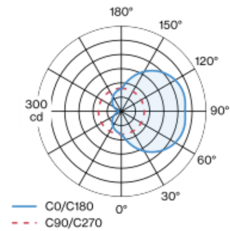
Physical

diameter 180 mm | height 40 mm

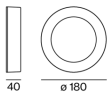
0.9 kg

Round light fitting in die-cast aluminium; central decorative disc made of galvanized sheet steel attached by magnet; surface dark grey powder coated; suitable for wall or ceiling mounting; opal cover for completely homogeneous illumination; with increased transmission and diffusion; light colour 3000 K; binning initial MacAdam ≤ 3 SDCM; CRI ≥ 80; min. 90% of luminous flux after 50000 operating hours; energy efficient LEDs with high CRI; degree of protection IP54; with pressure equalisation valve; PC1; 220-240 V; shock resistance IK09; ambient temperatures from -20°C to + 50°C; suitable for through wiring; incl. converter, non dimmable; light source replaceable by an authorized professional; control gear replaceable by an authorized professional;

Light distribution



Product drawing



Installation instructions



DOC 180

wall

088-271051D



Project / Type

Notes

Count / Date

Maintenance Factors

Operating Time [h]	10 000	20 000	30 000	40 000	50 000
LLMF	0.98	0.95	0.93	0.91	0.9
LSF	1	1	1	1	1
MF	LMF × RSMF × LLMF × LSF		RSMF ^a	Room Surface Maintenance Factor	
MF	Maintenance Factor		LLMF	Lamp Lumens Maintenance Factor	
LMF ^a	Luminaire Maintenance Factor		LSF	Lamp Survival Factor	

^a According to "CIE 97, Maintenance of indoor electric lighting systems", 2005, ISBN 3-900-734-34-8. The values must be determined by the planner.

Circuit Breaker Types

Automatic Circuit Breaker Type	Number of Fixtures
B10	32
B13	42
B16	51
B20	55
C10	64
C13	83
C16	102
C20	109

