


UNICO L2basic

ceiling

090-1L243RW001



Project / Type	
Notes	
Count / Date	



General

Ceiling , Surface
white , RAL 9016 ¹
Reflector chrome
IP20
912 lm

LED

2700 K
CRI ≥ 90
L90 / 50000 h
initial MacAdam ≤ 3 SDCM
R _g : 101 , R _f : 91 , R ₍₁₋₁₅₎ : 89
MR 0.56
MDER 0.51

Optical

rectangular medium
beam angle 34°x69°
PstLM ≤ 1.0 ²
SVM ≤ 0.4 ²

Electrical

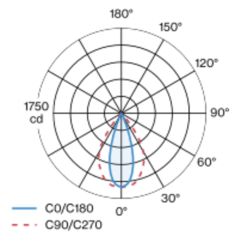
DALI-2
220-240 V
system 12.6 W
system 72 lm/W ³
PC1

Physical

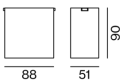
length 88 mm
width 51 mm
height 90 mm
0.35 kg

Rectangular surface mounted multi-downlight made of aluminium; luminaire housing can be attached to mounting plate without tools by interlock; converter integrated into luminaire housing; surface white powder coated; equipped with two corridor light elements (rectangular medium); symmetrical light distribution with precise radiation characteristic, beam angle 34°x69°; high quality reflector with micro-faceted, aluminum-vaporised surface; Reflector chrome; passive cooling of the LEDs through improved heat sink geometry; light colour 2700 K; binning initial MacAdam ≤ 3 SDCM; CRI ≥ 90; min. 90% of luminous flux after 50000 operating hours; energy-efficient high power LEDs with very good colour rendering; degree of protection IP20; PC1; 220-240 V; incl. DALI-2 converter; light source not replaceable; control gear replaceable by an authorized professional; clank-free;

Light distribution



Product drawing



¹ RAL code ² Value of containing product at full load (undimmed)
³ incl. consideration of optical losses, internal control unit losses
and operating device efficiency

Installation instructions



Lighting calculator



UNICO L2basic

ceiling

090-1L243RW001



Project / Type

Notes

Count / Date

Maintenance Factors

Operating Time [h]	10 000	20 000	30 000	40 000	50 000
LLMF	0.96	0.95	0.95	0.94	0.93
LSF	1	1	1	1	1
MF	LMF × RSMF × LLMF × LSF		RSMF ^a	Room Surface Maintenance Factor	
MF	Maintenance Factor		LLMF	Lamp Lumens Maintenance Factor	
LMF ^a	Luminaire Maintenance Factor		LSF	Lamp Survival Factor	

^a According to "CIE 97, Maintenance of indoor electric lighting systems", 2005, ISBN 3-900-734-34-8. The values must be determined by the planner.

Circuit Breaker Types

Automatic Circuit Breaker Type	Number of Fixtures
B10	45
B13	59
B16	72
B20	90
C10	77
C13	100
C16	122
C20	153

