

# UNICO L3basic

ceiling


090-1L343DWB01



Project / Type

Notes

Count / Date



### General

Ceiling , Surface

white , RAL 9016 <sup>1</sup>

Reflector black

IP20

1540 lm

### LED

2700 K

CRI ≥ 90

L90 / 50000 h

initial MacAdam ≤ 3 SDCM

R<sub>g</sub>: 101 , R<sub>f</sub>: 91 , R<sub>t(1-15)</sub>: 89

MR 0.56

MDER 0.51

### Optical

wide flood round

beam angle 72°

≥65° <3000 cd/m<sup>2</sup>

PstLM ≤ 1.0 <sup>2</sup>

SVM ≤ 0.4 <sup>2</sup>

### Electrical

DALI-2

220-240 V

system 17.9 W

system 86 lm/W<sup>3</sup>

PC1

### Physical

length 126 mm

width 51 mm

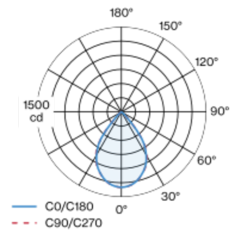
height 90 mm

0.45 kg

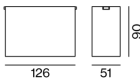
<sup>1</sup> RAL code <sup>2</sup> Value of containing product at full load (undimmed)

<sup>3</sup> incl. consideration of optical losses, internal control unit losses & operating device efficiency

### Light distribution



### Product drawing



### Installation instructions



### Lighting calculator



# UNICO L3basic

ceiling

090-1L343DWB01



Project / Type

Notes

Count / Date

### Maintenance Factors

Operating Time [h]	10 000	20 000	30 000	40 000	50 000
LLMF	0.96	0.95	0.95	0.94	0.93
LSF	1	1	1	1	1

MF	LMF × RSMF × LLMF × LSF	RSMF <sup>a</sup>	Room Surface Maintenance Factor
MF	Maintenance Factor	LLMF	Lamp Lumens Maintenance Factor
LMF <sup>a</sup>	Luminaire Maintenance Factor	LSF	Lamp Survival Factor

<sup>a</sup> According to "CIE 97, Maintenance of indoor electric lighting systems", 2005, ISBN 3-900-734-34-8. The values must be determined by the planner.

### Circuit Breaker Types

Automatic Circuit Breaker Type	Number of Fixtures
B10	45
B13	59
B16	72
B20	90
C10	77
C13	100
C16	122
C20	153

