

UNICO L4basic

ceiling


090-1L451CB001



Project / Type

Notes

Count / Date



General

Ceiling , Surface

black , RAL 9005 ¹

Reflector chrome

IP20

1840 lm

LED

3000 K

CRI ≥ 90

L90 / 50000 h

initial MacAdam ≤ 3 SDCM

R_g: 100 , R_f: 92 , R_{f(1-5)}: 91

MR 0.64

MDER 0.58

Optical

flood round

beam angle 49°

UGR ≤ 19 , ≥65° <3000 cd/m²

PstLM ≤ 1.0 ²

SVM ≤ 0.4 ²

Electrical

non DIM

220-240 V

system 19.3 W

system 95 lm/W³

PC1

Physical

length 164 mm

width 51 mm

height 90 mm

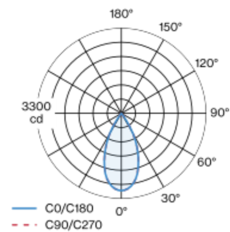
0.55 kg

¹ RAL code ² Value of containing product at full load (undimmed)

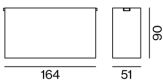
³ incl. consideration of optical losses, internal control unit losses & operating device efficiency

Rectangular surface mounted multi-downlight made of aluminium; luminaire housing can be attached to mounting plate without tools by interlock; converter integrated into luminaire housing; surface black powder coated; equipped with four flood round light elements; symmetrical light distribution with precise radiation characteristic; beam angle 49°; high quality reflector with micro-faceted, aluminum-vaporised surface; Reflector chrome; UGR ≤ 19; VDU compatible workplace luminaire according to DIN EN 12464-1; luminance above 65° ≤ 3000 cd/m²; passive cooling of the LEDs through improved heat sink geometry; light colour 3000 K; binning initial MacAdam ≤ 3 SDCM; CRI ≥ 90; min. 90% of luminous flux after 50000 operating hours; energy-efficient high power LEDs with very good colour rendering; degree of protection IP20; PC1; 220-240 V; incl. converter, non dimmable; light source not replaceable; control gear replaceable by an authorized professional; clank-free;

Light distribution



Product drawing



Installation instructions



Lighting calculator



UNICO L4basic

ceiling

090-1L451CB001



Project / Type

Notes

Count / Date

Maintenance Factors

Operating Time [h]	10 000	20 000	30 000	40 000	50 000
LLMF	0.96	0.95	0.95	0.94	0.93
LSF	1	1	1	1	1
MF	LMF × RSMF × LLMF × LSF		RSMF ^a	Room Surface Maintenance Factor	
MF	Maintenance Factor		LLMF	Lamp Lumens Maintenance Factor	
LMF ^a	Luminaire Maintenance Factor		LSF	Lamp Survival Factor	

^a According to "CIE 97, Maintenance of indoor electric lighting systems", 2005, ISBN 3-900-734-34-8. The values must be determined by the planner.

Circuit Breaker Types

Automatic Circuit Breaker Type	Number of Fixtures
B10	42
B16	68
B20	85
C10	57
C16	91
C20	114

