

# UNICO L4 basic

ceiling


090-1L461D9B01



Project / Type

Notes

Count / Date



Rectangular surface mounted multi-downlight made of aluminium; luminaire housing can be attached to mounting plate without tools by interlock; converter integrated into luminaire housing; surface gold powder coated; equipped with four wide flood round light elements; symmetrical light distribution with precise radiation characteristic, beam angle 72°; high quality reflector with micro-faceted, aluminum-vaporised surface; Reflector black; passive cooling of the LEDs through improved heat sink geometry; light colour 4000 K; binning initial MacAdam ≤ 3 SDCM; CRI ≥ 90; min. 90% of luminous flux after 50000 operating hours; energy-efficient high power LEDs with very good colour rendering; degree of protection IP20; PC1; 220-240 V; incl. converter, non dimmable; light source not replaceable; control gear replaceable by an authorized professional; clank-free;



### General

Ceiling | Surface

gold | RAL 260-M<sup>1</sup>

Reflector black

IP20

1950 lm

### LED

4000 K

CRI ≥ 90

L90 / 50000 h

initial MacAdam ≤ 3 SDCM

R<sub>g</sub>: 102 | R<sub>f</sub>: 93 | R<sub>f(1-5)</sub>: 92

MR 0.81 | MDER 0.74

### Optical

wide flood round | beam angle 72°

≥65° <3000 cd/m²

PstLM ≤ 1.0<sup>2</sup> | SVM ≤ 0.4<sup>2</sup>

### Electrical

non DIM

PC1 | 220-240 V

system 19.3 W

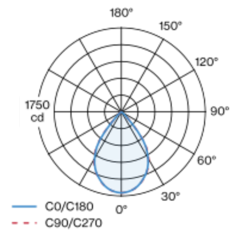
system 101 lm/W<sup>3</sup>

### Physical

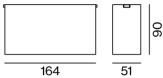
length 164 mm | width 51 mm | height 90 mm

0.55 kg

### Light distribution



### Product drawing



<sup>1</sup> RAL code <sup>2</sup> Value of containing product at full load (undimmed)  
<sup>3</sup> incl. consideration of optical losses, internal control unit losses & operating device efficiency

### Installation instructions



### Lighting calculator



# UNICO L4 basic

ceiling

090-1L461D9B01



Project / Type

Notes

Count / Date

## Maintenance Factors

Operating Time [h]	10 000	20 000	30 000	40 000	50 000
LLMF	0.96	0.95	0.95	0.94	0.93
LSF	1	1	1	1	1

MF	LMF × RSMF × LLMF × LSF	RSMF <sup>a</sup>	Room Surface Maintenance Factor
MF	Maintenance Factor	LLMF	Lamp Lumens Maintenance Factor
LMF <sup>a</sup>	Luminaire Maintenance Factor	LSF	Lamp Survival Factor

<sup>a</sup> According to "CIE 97, Maintenance of indoor electric lighting systems", 2005, ISBN 3-900-734-34-8. The values must be determined by the planner.

## Circuit Breaker Types

Automatic Circuit Breaker Type	Number of Fixtures
B10	42
B16	68
B20	85
C10	57
C16	91
C20	114

