

UNICO L4basic

ceiling


090-1L461WG001



Project / Type

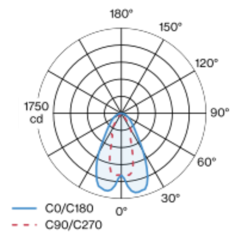
Notes

Count / Date

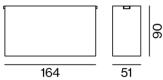


Rectangular surface mounted multi-downlight made of aluminium; luminaire housing can be attached to mounting plate without tools by interlock; converter integrated into luminaire housing; surface grey powder coated; equipped with two wallwasher floor light elements 180° + two wallwasher floor light elements 0°; asymmetrical light distribution with precise radiation characteristic; high quality reflector with micro-faceted, aluminum-vaporised surface; Reflector chrome; passive cooling of the LEDs through improved heat sink geometry; light colour 4000 K; binning initial MacAdam ≤ 3 SDCM; CRI ≥ 90; min. 90% of luminous flux after 50000 operating hours; energy-efficient high power LEDs with very good colour rendering; degree of protection IP20; PC1; 220-240 V; incl. converter, non dimmable; light source not replaceable; control gear replaceable by an authorized professional; clank-free;

Light distribution



Product drawing



General

Ceiling , Surface

grey , RAL 9006 ¹

Reflector chrome

IP20

1820 lm

LED

4000 K

CRI ≥ 90

L90 / 50000 h

initial MacAdam ≤ 3 SDCM

R_g: 102 , R_f: 93 , R_{f(1-5)}: 92

MR 0.81

MDER 0.74

Optical

wallwasher floor

PstLM ≤ 1.0 ²

SVM ≤ 0.4 ²

Electrical

non DIM

220-240 V

system 19.3 W

system 94 lm/W³

PC1

Physical

length 164 mm

width 51 mm

height 90 mm

0.55 kg

¹ RAL code ² Value of containing product at full load (undimmed)
³ incl. consideration of optical losses, internal control unit losses & operating device efficiency

Installation instructions



Lighting calculator

