

# UNICO L4basic

ceiling


090-1L441KB001



Project / Type

Notes

Count / Date



### General

Ceiling , Surface

black , RAL 9005 <sup>1</sup>

Reflector chrome

IP20

1100 lm

### LED

2700 K

CRI ≥ 90

L90 / 50000 h

initial MacAdam ≤ 3 SDCM

R<sub>g</sub>: 101 , R<sub>f</sub>: 91 , R<sub>t(1-15)</sub>: 89

MR 0.56

MDER 0.51

### Optical

spot round

beam angle 15°

UGR ≤ 10 , ≥65° <1500 cd/m²

PstLM ≤ 1.0 <sup>2</sup>

SVM ≤ 0.4 <sup>2</sup>

### Electrical

non DIM

220-240 V

system 19.3 W

system 57 lm/W<sup>3</sup>

PC1

### Physical

length 164 mm

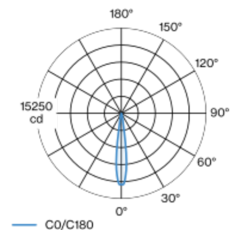
width 51 mm

height 90 mm

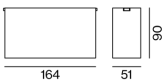
0.55 kg

Rectangular surface mounted multi-downlight made of aluminium; luminaire housing can be attached to mounting plate without tools by interlock; converter integrated into luminaire housing; surface black powder coated; equipped with four spot round light elements; symmetrical light distribution with precise radiation characteristic; beam angle 15°; high quality reflector with micro-faceted, aluminum-vaporised surface; Reflector chrome; UGR ≤ 10; VDU compatible workplace luminaire according to DIN EN 12464-1; luminance above 65° ≤ 1500 cd/m²; passive cooling of the LEDs through improved heat sink geometry; light colour 2700 K; binning initial MacAdam ≤ 3 SDCM; CRI ≥ 90; min. 90% of luminous flux after 50000 operating hours; energy-efficient high power LEDs with very good colour rendering; degree of protection IP20; PC1; 220-240 V; incl. converter, non dimmable; light source not replaceable; control gear replaceable by an authorized professional; clank-free;

### Light distribution



### Product drawing



<sup>1</sup> RAL code <sup>2</sup> Value of containing product at full load (undimmed)  
<sup>3</sup> incl. consideration of optical losses, internal control unit losses & operating device efficiency

### Installation instructions



### Lighting calculator

