


# UNICO L4basic

ceiling

090-1L463NG001



Project / Type	
Notes	
Count / Date	



### General

Ceiling , Surface	
grey , RAL 9006 <sup>1</sup>	
Reflector chrome	
IP20	
1280 lm	

### LED

4000 K	
CRI ≥ 90	
L90 / 50000 h	
initial MacAdam ≤ 3 SDCM	
R <sub>g</sub> : 102 , R <sub>f</sub> : 93 , R <sub>f(1-15)</sub> : 92	
MR 0.81	
MDER 0.74	

### Optical

narrow medium round	
beam angle 22°	
PstLM ≤ 1.0 <sup>2</sup>	
SVM ≤ 0.4 <sup>2</sup>	

### Electrical

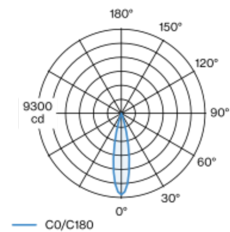
DALI-2	
220-240 V	
system 19.3 W	
system 66 lm/W <sup>3</sup>	
PC1	

### Physical

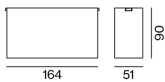
length 164 mm	
width 51 mm	
height 90 mm	
0.55 kg	

Rectangular surface mounted multi-downlight made of aluminium; luminaire housing can be attached to mounting plate without tools by interlock; converter integrated into luminaire housing; surface grey powder coated; equipped with four narrow medium round light elements; symmetrical light distribution with precise radiation characteristic, beam angle 22°; high quality reflector with micro-faceted, aluminum-vaporised surface; Reflector chrome; passive cooling of the LEDs through improved heat sink geometry; light colour 4000 K; binning initial MacAdam ≤ 3 SDCM; CRI ≥ 90; min. 90% of luminous flux after 50000 operating hours; energy-efficient high power LEDs with very good colour rendering; degree of protection IP20; PC1; 220-240 V; incl. DALI-2 converter; light source not replaceable; control gear replaceable by an authorized professional; clank-free;

### Light distribution



### Product drawing



<sup>1</sup> RAL code <sup>2</sup> Value of containing product at full load (undimmed)  
<sup>3</sup> incl. consideration of optical losses, internal control unit losses & operating device efficiency

### Installation instructions



### Lighting calculator



# UNICO L4basic

ceiling

090-1L463NG001



Project / Type

Notes

Count / Date

## Maintenance Factors

Operating Time [h]	10 000	20 000	30 000	40 000	50 000
LLMF	0.96	0.95	0.95	0.94	0.93
LSF	1	1	1	1	1
MF	LMF × RSMF × LLMF × LSF		RSMF <sup>a</sup>	Room Surface Maintenance Factor	
MF	Maintenance Factor		LLMF	Lamp Lumens Maintenance Factor	
LMF <sup>a</sup>	Luminaire Maintenance Factor		LSF	Lamp Survival Factor	

<sup>a</sup> According to "CIE 97, Maintenance of indoor electric lighting systems", 2005, ISBN 3-900-734-34-8. The values must be determined by the planner.

## Circuit Breaker Types

Automatic Circuit Breaker Type	Number of Fixtures
B10	45
B13	59
B16	72
B20	90
C10	77
C13	100
C16	122
C20	153

