

# UNICO L4 basic

ceiling


090-1L463WB002



Project / Type

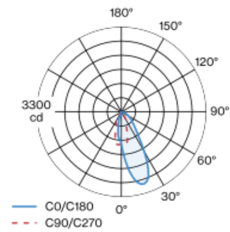
Notes

Count / Date

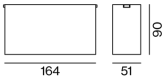


Rectangular surface mounted multi-downlight made of aluminium; luminaire housing can be attached to mounting plate without tools by interlock; converter integrated into luminaire housing; surface black powder coated; equipped with four wallwasher floor light elements; asymmetrical light distribution with precise radiation characteristic; high quality reflector with micro-faceted, aluminum-vaporised surface; Reflector chrome; passive cooling of the LEDs through improved heat sink geometry; light colour 4000 K; binning initial MacAdam  $\leq 3$  SDCM; CRI  $\geq 90$ ; min. 90% of luminous flux after 50000 operating hours; energy-efficient high power LEDs with very good colour rendering; degree of protection IP20; PC1; 220-240 V; incl. DALI-2 converter; light source not replaceable; control gear replaceable by an authorized professional; clank-free;

## Light distribution



## Product drawing



## General

Ceiling | Surface

black | RAL 9005 <sup>1</sup>

Reflector chrome

IP20

1820 lm

## LED

4000 K

CRI  $\geq 90$

L90 / 50000 h

initial MacAdam  $\leq 3$  SDCM

R<sub>g</sub>: 102 | R<sub>f</sub>: 93 | R<sub>f(1-5)</sub>: 92

MR 0.81 | MDER 0.74

## Optical

wallwasher floor

PstLM  $\leq 1.0$  <sup>2</sup> | SVM  $\leq 0.4$  <sup>2</sup>

## Electrical

DALI-2

PC1 | 220-240 V

system 19.3 W

system 94 lm/W <sup>3</sup>

## Physical

length 164 mm | width 51 mm | height 90 mm

0.55 kg

<sup>1</sup> RAL code <sup>2</sup> Value of containing product at full load (undimmed)  
<sup>3</sup> incl. consideration of optical losses, internal control unit losses & operating device efficiency

## Installation instructions



## Lighting calculator

