

UNICO L6 basic

ceiling


090-1L653DBB01



Project / Type

Notes

Count / Date



General

Ceiling , Surface

black , RAL 9005 ¹

Reflector black

IP20

2650 lm

LED

3000 K

CRI ≥ 90

L90 / 50000 h

initial MacAdam ≤ 3 SDCM

R_g: 100 , R_f: 92 , R_{f(1-15)}: 91

MR 0.64

MDER 0.58

Optical

wide flood round

beam angle 72°

≥65° <3000 cd/m²

PstLM ≤ 1.0 ²

SVM ≤ 0.4 ²

Electrical

DALI-2

220-240 V

system 27.1 W

system 98 lm/W³

PC1

Physical

length 239 mm

width 51 mm

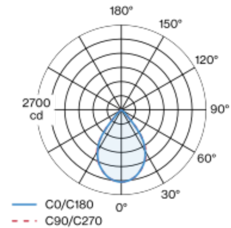
height 90 mm

0.7 kg

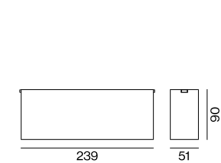
¹ RAL code ² Value of containing product at full load (undimmed)

³ incl. consideration of optical losses, internal control unit losses & operating device efficiency

Light distribution



Product drawing



Installation instructions



Lighting calculator



UNICO L6 basic

ceiling

090-1L653DBB01



Project / Type

Notes

Count / Date

Maintenance Factors

Operating Time [h]	10 000	20 000	30 000	40 000	50 000
LLMF	0.96	0.95	0.95	0.94	0.93
LSF	1	1	1	1	1

MF

MF

LMF^a

LMF × RSMF × LLMF × LSF

Maintenance Factor

Luminaire Maintenance Factor

RSMF^a

LLMF

LSF

Room Surface Maintenance Factor

Lamp Lumens Maintenance Factor

Lamp Survival Factor

^a According to "CIE 97, Maintenance of indoor electric lighting systems", 2005, ISBN 3-900-734-34-8. The values must be determined by the planner.

Circuit Breaker Types

Automatic Circuit Breaker Type	Number of Fixtures
B10	45
B13	59
B16	72
B20	90
C10	77
C13	100
C16	122
C20	153

