

UNICO Q1 basic

ceiling

090-1Q141BBB01



Project / Type

Notes

Count / Date



Square surface mounted multi-downlight made of aluminium; luminaire housing can be attached to mounting plate without tools by interlock; converter integrated into luminaire housing; surface jet black powder coated; equipped with a medium round light element; symmetrical light distribution with precise radiation characteristic, beam angle 33°; high quality reflector with micro-faceted, aluminum-vaporised surface; Reflector black; UGR ≤ 10; passive cooling of the LEDs through improved heat sink geometry; light colour 2700 K; binning initial MacAdam ≤ 3 SDCM; CRI ≥ 90; min. 90% of luminous flux after 50000 operating hours; energy-efficient high power LEDs with very good colour rendering; degree of protection IP20; PC1; 220-240 V; incl. converter, non dimmable; light source not replaceable; control gear replaceable by an authorized professional; clank-free;



General

Ceiling | Surface

jet black | RAL 9005

Reflector black

IP20

378 lm

LED

2700 K

CRI ≥ 90

L90 / 50000 h

initial MacAdam ≤ 3 SDCM

R_g: 101 | R_f: 91 | R_{f(1-15)}: 89

MR 0.56 | MDER 0.51

Optical

medium round | beam angle 33°

UGR ≤ 10

P_{st}LM ≤ 1.0 ¹ | SVM ≤ 0.4 ¹

Electrical

non DIM

PC1 | 220-240 V

system 5.7 W

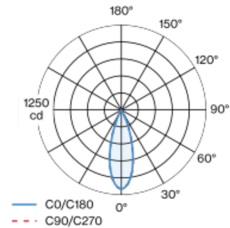
system 66 lm/W ²

Physical

length 51 mm | width 51 mm | height 90 mm

0.2 kg

Light distribution



Product drawing



¹ Value of containing product at full load (undimmed)
² incl. consideration of optical losses, internal control unit losses & operating device efficiency

Installation instructions



Lighting calculator



UNICO Q1 basic

ceiling

090-1Q141BBB01



Project / Type

Notes

Count / Date

Maintenance Factors

Operating Time [h]	10 000	20 000	30 000	40 000	50 000
LLMF	0.96	0.95	0.95	0.94	0.93
LSF	1	1	1	1	1

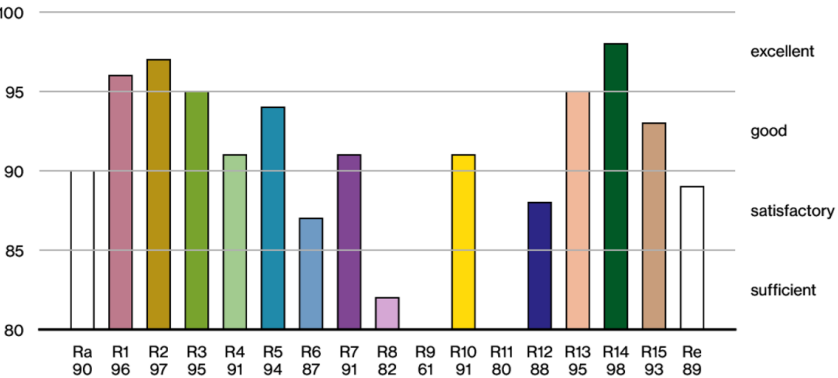
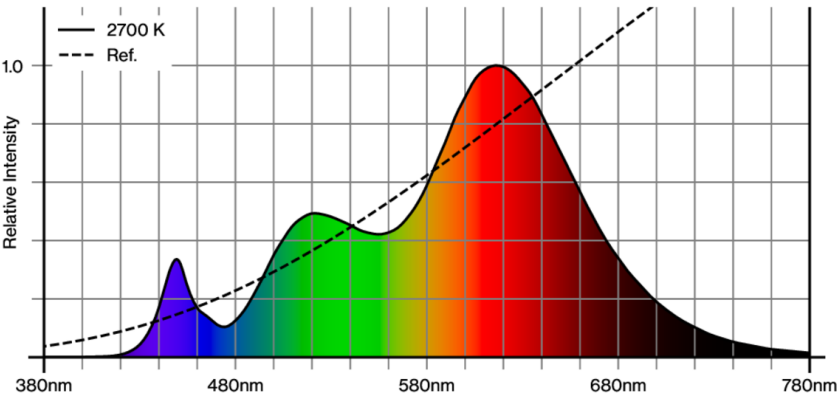
MF	LMF × RSMF × LLMF × LSF	RSMF ^a	Room Surface Maintenance Factor
MF	Maintenance Factor	LLMF	Lamp Lumens Maintenance Factor
LMF ^a	Luminaire Maintenance Factor	LSF	Lamp Survival Factor

^a According to "CIE 97, Maintenance of indoor electric lighting systems", 2005, ISBN 3-900-734-34-8. The values must be determined by the planner.

Circuit Breaker Types

Automatic Circuit Breaker Type	Number of Fixtures
B10	48
B13	62
B16	76
B20	95
C10	81
C13	104
C16	129
C20	162

Colour rendering



TM30 colour vector graphic



The black line represents the black body reference. The red line indicates the results of the test light source. The deviation from the test light source to the reference is shown and is marked by arrows. The shorter the arrows, the higher the color rendering.

