

UNICO Q4 basic

ceiling


090-1Q441BBB01



Project / Type

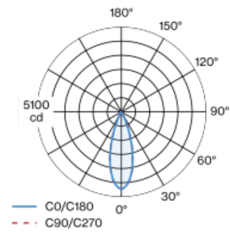
Notes

Count / Date



Square surface mounted multi-downlight made of aluminium; luminaire housing can be attached to mounting plate without tools by interlock; converter integrated into luminaire housing; surface jet black powder coated; equipped with four medium round light elements; symmetrical light distribution with precise radiation characteristic, beam angle 33°; high quality reflector with micro-faceted, aluminum-vaporised surface; Reflector black; UGR ≤ 10; passive cooling of the LEDs through improved heat sink geometry; light colour 2700 K; binning initial MacAdam ≤ 3 SDCM; CRI ≥ 90; min. 90% of luminous flux after 50000 operating hours; energy-efficient high power LEDs with very good colour rendering; degree of protection IP20; PC1; 220-240 V; incl. converter, non dimmable; light source not replaceable; control gear replaceable by an authorized professional; clank-free;

Light distribution



Product drawing



General

Ceiling | Surface

jet black | RAL 9005

Reflector black

IP20

1500 lm

LED

2700 K

CRI ≥ 90

L90 / 50000 h

initial MacAdam ≤ 3 SDCM

R_g: 101 | R_f: 91 | R_{t(1-15)}: 89

MR 0.56 | MDER 0.51

Optical

medium round | beam angle 33°

UGR ≤ 10

P_{stLM} ≤ 1.0 ¹ | SVM ≤ 0.4 ¹

Electrical

non DIM

PC1 | 220-240 V

system 19.3 W

system 78 lm/W ²

Physical

length 88 mm | width 88 mm | height 90 mm

0.5 kg

¹ Value of containing product at full load (undimmed)
² incl. consideration of optical losses, internal control unit losses & operating device efficiency

Installation instructions



Lighting calculator



UNICO Q4 basic

ceiling

090-1Q441BBB01



Project / Type

Notes

Count / Date

Maintenance Factors

Operating Time [h]	10 000	20 000	30 000	40 000	50 000
LLMF	0.96	0.95	0.95	0.94	0.93
LSF	1	1	1	1	1

MF

LMF × RSMF × LLMF × LSF

MF

Maintenance Factor

LMF^a

Luminaire Maintenance Factor

RSMF^a

Room Surface Maintenance Factor

LLMF

Lamp Lumens Maintenance Factor

LSF

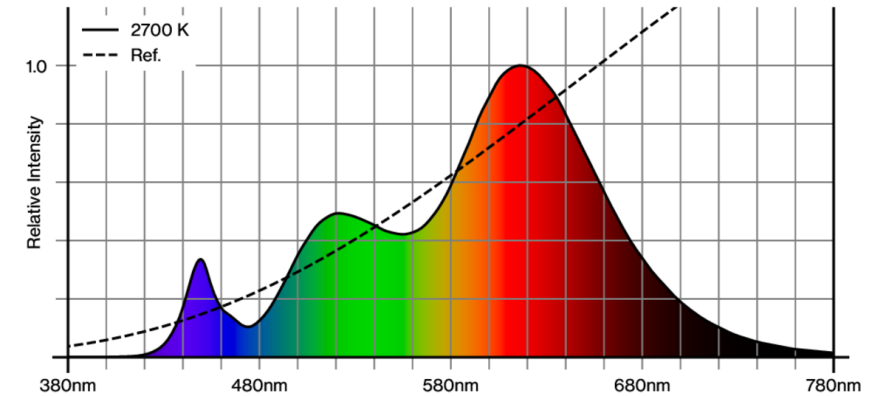
Lamp Survival Factor

^a According to "CIE 97, Maintenance of indoor electric lighting systems", 2005, ISBN 3-900-734-34-8. The values must be determined by the planner.

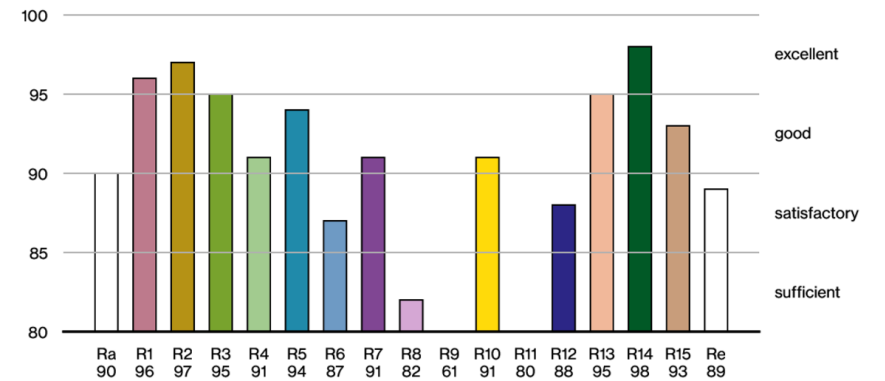
Circuit Breaker Types

Automatic Circuit Breaker Type	Number of Fixtures
B10	48
B13	62
B16	76
B20	95
C10	81
C13	104
C16	129
C20	162

Colour rendering



CRI/R_a ≥ 91 R_e ≥ 89 (2700 K)



UNICO Q4 basic

ceiling

090-1Q441BBB01



Project / Type

Notes

Count / Date

TM30 colour vector graphic



The black line represents the black body reference. The red line indicates the results of the test light source. The deviation from the test light source to the reference is shown and is marked by arrows. The shorter the arrows, the higher the color rendering.