


# UNICO Q4basic

ceiling

090-1Q441BGB01



Project / Type	
Notes	
Count / Date	



### General

Ceiling , Surface	
grey , RAL 9006 <sup>1</sup>	
Reflector black	
IP20	
1500 lm	

### LED

2700 K	
CRI ≥ 90	
L90 / 50000 h	
initial MacAdam ≤ 3 SDCM	
R <sub>g</sub> : 101 , R <sub>f</sub> : 91 , R <sub>f(1-15)</sub> : 89	
MR 0.56	
MDER 0.51	

### Optical

medium round	
beam angle 33°	
UGR ≤ 10	
PstLM ≤ 1.0 <sup>2</sup>	
SVM ≤ 0.4 <sup>2</sup>	

Square surface mounted multi-downlight made of aluminium; luminaire housing can be attached to mounting plate without tools by interlock; converter integrated into luminaire housing; surface grey powder coated; equipped with four medium round light elements; symmetrical light distribution with precise radiation characteristic, beam angle 33°; high quality reflector with micro-faceted, aluminum-vaporised surface; Reflector black; UGR ≤ 10; passive cooling of the LEDs through improved heat sink geometry; light colour 2700 K; binning initial MacAdam ≤ 3 SDCM; CRI ≥ 90; min. 90% of luminous flux after 50000 operating hours; energy-efficient high power LEDs with very good colour rendering; degree of protection IP20; PC1; 220-240 V; incl. converter, non dimmable; light source not replaceable; control gear replaceable by an authorized professional; clank-free;

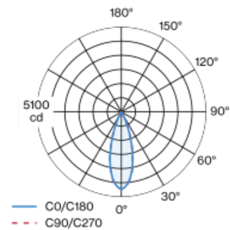
### Electrical

non DIM	
220-240 V	
system 19.3 W	
system 78 lm/W <sup>3</sup>	
PC1	

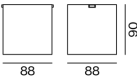
### Physical

length 88 mm	
width 88 mm	
height 90 mm	
0.5 kg	

### Light distribution



### Product drawing



<sup>1</sup> RAL code <sup>2</sup> Value of containing product at full load (undimmed)  
<sup>3</sup> incl. consideration of optical losses, internal control unit losses & operating device efficiency

### Installation instructions



### Lighting calculator



# UNICO Q4basic

ceiling

090-1Q441BGB01



Project / Type

Notes

Count / Date

## Maintenance Factors

Operating Time [h]	10 000	20 000	30 000	40 000	50 000
LLMF	0.96	0.95	0.95	0.94	0.93
LSF	1	1	1	1	1

MF	LMF × RSMF × LLMF × LSF	RSMF <sup>a</sup>	Room Surface Maintenance Factor
MF	Maintenance Factor	LLMF	Lamp Lumens Maintenance Factor
LMF <sup>a</sup>	Luminaire Maintenance Factor	LSF	Lamp Survival Factor

<sup>a</sup> According to "CIE 97, Maintenance of indoor electric lighting systems", 2005, ISBN 3-900-734-34-8. The values must be determined by the planner.

## Circuit Breaker Types

Automatic Circuit Breaker Type	Number of Fixtures
B10	48
B13	62
B16	76
B20	95
C10	81
C13	104
C16	129
C20	162

