

# UNICO L6 basic

ceiling


090-1L651KG001



Project / Type

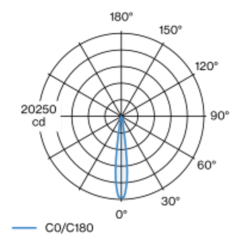
Notes

Count / Date

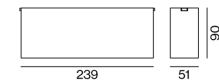


Rectangular surface mounted multi-downlight made of aluminium; luminaire housing can be attached to mounting plate without tools by interlock; converter integrated into luminaire housing; surface grey powder coated; equipped with six spot round light elements; symmetrical light distribution with precise radiation characteristic, beam angle 15°; high quality reflector with micro-faceted, aluminum-vaporised surface; Reflector chrome; UGR ≤ 10; VDU compatible workplace luminaire according to DIN EN 12464-1; luminance above 65° ≤ 1500 cd/m²; passive cooling of the LEDs through improved heat sink geometry; light colour 3000 K; binning initial MacAdam ≤ 3 SDCM; CRI ≥ 90; min. 90% of luminous flux after 50000 operating hours; energy-efficient high power LEDs with very good colour rendering; degree of protection IP20; PC1; 220-240 V; incl. converter, non dimmable; light source not replaceable; control gear replaceable by an authorized professional; clank-free;

## Light distribution



## Product drawing



### General

Ceiling | Surface

grey | RAL 9006 <sup>1</sup>

Reflector chrome

IP20

1710 lm

### LED

3000 K

CRI ≥ 90

L90 / 50000 h

initial MacAdam ≤ 3 SDCM

R<sub>g</sub>: 100 | R<sub>f</sub>: 92 | R<sub>f(1-15)</sub>: 91

MR 0.64 | MDER 0.58

### Optical

spot round | beam angle 15°

UGR ≤ 10 | ≥65° <1500 cd/m²

PstLM ≤ 1.0 <sup>2</sup> | SVM ≤ 0.4 <sup>2</sup>

### Electrical

non DIM

PC1 | 220-240 V

system 27.1 W

system 63 lm/W <sup>3</sup>

### Physical

length 239 mm | width 51 mm | height 90 mm

0.7 kg

<sup>1</sup> RAL code <sup>2</sup> Value of containing product at full load (undimmed)  
<sup>3</sup> incl. consideration of optical losses, internal control unit losses & operating device efficiency

## Installation instructions



## Lighting calculator

