

UNICO L6 basic

ceiling


090-1L663D9B01



Project / Type

Notes

Count / Date



General

Ceiling , Surface

gold , RAL 260-M ¹

Reflector black

IP20

2840 lm

LED

4000 K

CRI ≥ 90

L90 / 50000 h

initial MacAdam ≤ 3 SDCM

R_g: 102 , R_f: 93 , R_{f(1-15)}: 92

MR 0.81

MDER 0.74

Optical

wide flood round

beam angle 72°

≥65° <3000 cd/m²

PstLM ≤ 1.0 ²

SVM ≤ 0.4 ²

Electrical

DALI-2

220-240 V

system 27.1 W

system 105 lm/W³

PC1

Physical

length 239 mm

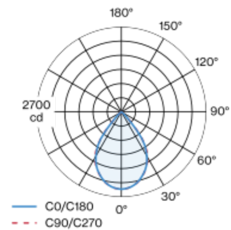
width 51 mm

height 90 mm

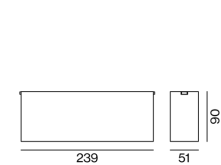
0.7 kg

¹ RAL code ² Value of containing product at full load (undimmed)
³ incl. consideration of optical losses, internal control unit losses & operating device efficiency

Light distribution



Product drawing



Installation instructions



Lighting calculator



UNICO L6 basic

ceiling

090-1L663D9B01



Project / Type

Notes

Count / Date

Maintenance Factors

Operating Time [h]	10 000	20 000	30 000	40 000	50 000
LLMF	0.96	0.95	0.95	0.94	0.93
LSF	1	1	1	1	1
MF	LMF × RSMF × LLMF × LSF		RSMF ^a	Room Surface Maintenance Factor	
MF	Maintenance Factor		LLMF	Lamp Lumens Maintenance Factor	
LMF ^a	Luminaire Maintenance Factor		LSF	Lamp Survival Factor	

^a According to "CIE 97, Maintenance of indoor electric lighting systems", 2005, ISBN 3-900-734-34-8. The values must be determined by the planner.

Circuit Breaker Types

Automatic Circuit Breaker Type	Number of Fixtures
B10	45
B13	59
B16	72
B20	90
C10	77
C13	100
C16	122
C20	153

