

UNICO L6 basic

ceiling

090-1L663EGB01



Project / Type

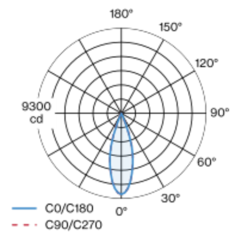
Notes

Count / Date



Rectangular surface mounted multi-downlight made of aluminium; luminaire housing can be attached to mounting plate without tools by interlock; converter integrated into luminaire housing; surface white aluminium powder coated; equipped with six medium square light elements; symmetrical light distribution with precise radiation characteristic, beam angle 32°; high quality reflector with micro-faceted, aluminum-vaporised surface; Reflector black; UGR ≤ 10; passive cooling of the LEDs through improved heat sink geometry; light colour 4000 K; binning initial MacAdam ≤ 3 SDCM; CRI ≥ 90; min. 90% of luminous flux after 50000 operating hours; energy-efficient high power LEDs with very good colour rendering; degree of protection IP20; PC1; 220-240 V; incl. DALI-2 converter; light source not replaceable; control gear replaceable by an authorized professional; clank-free;

Light distribution



Product drawing



General

Ceiling | Surface

white aluminium | RAL 9006

Reflector black

IP20

2450 lm

LED

4000 K

CRI ≥ 90

L90 / 50000 h

initial MacAdam ≤ 3 SDCM

R_g: 102 | R_f: 93 | R_{f(1-5)}: 92

MR 0.81 | MDER 0.74

Optical

medium square | beam angle 32°

UGR ≤ 10

PstLM ≤ 1.0 ¹ | SVM ≤ 0.4 ¹

Electrical

DALI-2 | 1 DALI Addr.

PC1 | 220-240 V

system 27.1 W

system 90 lm/W ²

Physical

length 239 mm | width 51 mm | height 90 mm

0.7 kg

¹ Value of containing product at full load (undimmed)
² incl. consideration of optical losses, internal control unit losses & operating device efficiency

Installation instructions



Lighting calculator



UNICO L6 basic

ceiling

090-1L663EGB01



Project / Type

Notes

Count / Date

Maintenance Factors

Operating Time [h]	10 000	20 000	30 000	40 000	50 000
LLMF	0.96	0.95	0.95	0.94	0.93
LSF	1	1	1	1	1

MF

LMF × RSMF × LLMF × LSF

MF

Maintenance Factor

LMF^a

Luminaire Maintenance Factor

RSMF^a

Room Surface Maintenance Factor

LLMF

Lamp Lumens Maintenance Factor

LSF

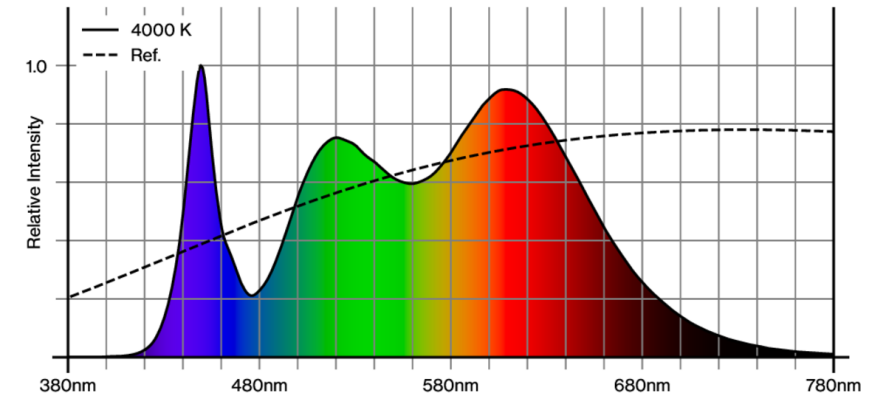
Lamp Survival Factor

^a According to "CIE 97, Maintenance of indoor electric lighting systems", 2005, ISBN 3-900-734-34-8. The values must be determined by the planner.

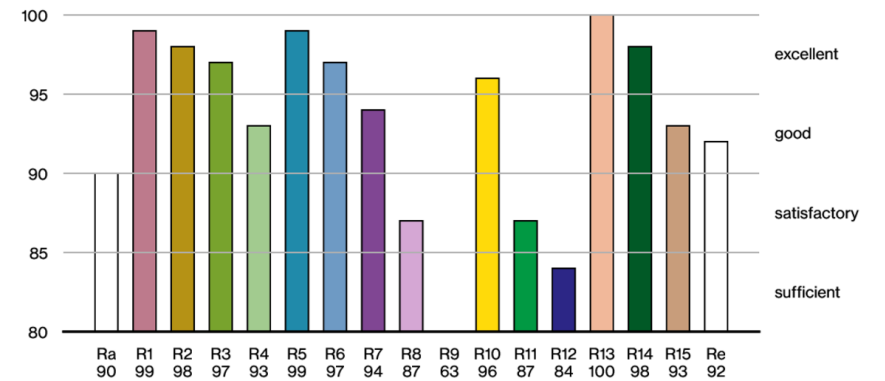
Circuit Breaker Types

Automatic Circuit Breaker Type	Number of Fixtures
B10	45
B13	59
B16	72
B20	90
C10	77
C13	100
C16	122
C20	153

Colour rendering



CRI/R_a ≥ 95 R_e ≥ 92 (4000 K)



UNICO L6 basic

ceiling

090-1L663EGB01



Project / Type

Notes

Count / Date

TM30 colour vector graphic



The black line represents the black body reference. The red line indicates the results of the test light source. The deviation from the test light source to the reference is shown and is marked by arrows. The shorter the arrows, the higher the color rendering.