

# UNICO Q1basic

ceiling


090-1Q161FB001



Project / Type

Notes

Count / Date



### General

Ceiling , Surface

black , RAL 9005 <sup>1</sup>

Reflector chrome

IP20

498 lm

### LED

4000 K

CRI ≥ 90

L90 / 50000 h

initial MacAdam ≤ 3 SDCM

R<sub>g</sub>: 102 , R<sub>f</sub>: 93 , R<sub>f(1-5)</sub>: 92

MR 0.81

MDER 0.74

### Optical

flood square

beam angle 56°

UGR ≤ 19

PstLM ≤ 1.0 <sup>2</sup>

SVM ≤ 0.4 <sup>2</sup>

### Electrical

non DIM

220-240 V

system 5.7 W

system 87 lm/W<sup>3</sup>

PC1

### Physical

length 51 mm

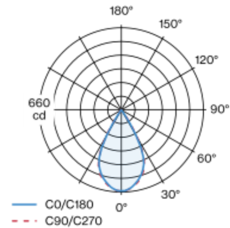
width 51 mm

height 90 mm

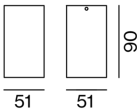
0.2 kg

<sup>1</sup> RAL code <sup>2</sup> Value of containing product at full load (undimmed)  
<sup>3</sup> incl. consideration of optical losses, internal control unit losses & operating device efficiency

### Light distribution



### Product drawing



### Installation instructions



### Lighting calculator



# UNICO Q1basic

ceiling

090-1Q161FB001



Project / Type

Notes

Count / Date

## Maintenance Factors

Operating Time [h]	10 000	20 000	30 000	40 000	50 000
LLMF	0.96	0.95	0.95	0.94	0.93
LSF	1	1	1	1	1
MF	LMF × RSMF × LLMF × LSF		RSMF <sup>a</sup>	Room Surface Maintenance Factor	
MF	Maintenance Factor		LLMF	Lamp Lumens Maintenance Factor	
LMF <sup>a</sup>	Luminaire Maintenance Factor		LSF	Lamp Survival Factor	

<sup>a</sup> According to "CIE 97, Maintenance of indoor electric lighting systems", 2005, ISBN 3-900-734-34-8. The values must be determined by the planner.

## Circuit Breaker Types

Automatic Circuit Breaker Type	Number of Fixtures
B10	48
B13	62
B16	76
B20	95
C10	81
C13	104
C16	129
C20	162

