

UNICO Q4basic

ceiling


090-1Q453GWB01



Project / Type

Notes

Count / Date



General

Ceiling , Surface

white , RAL 9016 ¹

Reflector black

IP20

1920 lm

LED

3000 K

CRI ≥ 90

L90 / 50000 h

initial MacAdam ≤ 3 SDCM

R_g: 100 , R_f: 92 , R_{f(1-5)}: 91

MR 0.64

MDER 0.58

Optical

wide flood square

beam angle 71°

≥65° <3000 cd/m²

PstLM ≤ 1.0 ²

SVM ≤ 0.4 ²

Electrical

DALI-2

220-240 V

system 19.3 W

system 99 lm/W³

PC1

Physical

length 88 mm

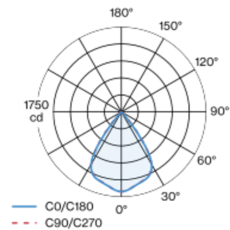
width 88 mm

height 90 mm

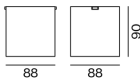
0.5 kg

¹ RAL code ² Value of containing product at full load (undimmed)
³ incl. consideration of optical losses, internal control unit losses & operating device efficiency

Light distribution



Product drawing



Installation instructions



Lighting calculator



UNICO Q4 basic

ceiling

090-1Q453GWB01



Project / Type

Notes

Count / Date

Maintenance Factors

Operating Time [h]	10 000	20 000	30 000	40 000	50 000
LLMF	0.96	0.95	0.95	0.94	0.93
LSF	1	1	1	1	1

MF	LMF × RSMF × LLMF × LSF	RSMF ^a	Room Surface Maintenance Factor
MF	Maintenance Factor	LLMF	Lamp Lumens Maintenance Factor
LMF ^a	Luminaire Maintenance Factor	LSF	Lamp Survival Factor

^a According to "CIE 97, Maintenance of indoor electric lighting systems", 2005, ISBN 3-900-734-34-8. The values must be determined by the planner.

Circuit Breaker Types

Automatic Circuit Breaker Type	Number of Fixtures
B10	45
B13	59
B16	72
B20	90
C10	77
C13	100
C16	122
C20	153

