

# UNICO wall 1 lamp

trimless

090-6L153UB001 090-7L20100

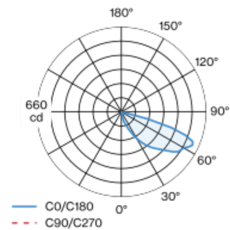


Project / Type
Notes
Count / Date

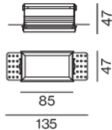
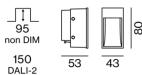


Rectangular wall recessed luminaire made from aluminium; surface black; installation without tools in mounting set due to patented ball catch system; rectangular installation housing; for trimless installation; suitable for wall thickness of 12.5/15/20/25 mm; incl. external converter; high quality reflector with micro-faceted, aluminum-vaporised surface; asymmetrical light distribution with precise radiation characteristic; installation optionally for floor or ceiling illumination; passive cooling of the LEDs through improved heat sink geometry; light colour 3000 K; binning initial MacAdam  $\leq 3$  SDCM; CRI  $\geq 90$ ; min. 90% of luminous flux after 50000 operating hours; energy-efficient high power LEDs with very good colour rendering; degree of protection IP20; PC2; 220-240 V; incl. DALI-2 converter; light source not replaceable; control gear replaceable by an authorized professional;

## Light distribution



## Product drawing



## General

Wall , Recessed
black , RAL 9005 <sup>1</sup>
IP20
524 lm

## LED

3000 K
CRI $\geq 90$
L90 / 50000 h
initial MacAdam $\leq 3$ SDCM
R <sub>g</sub> : 100 , R <sub>f</sub> : 92 , R <sub>(1-15)</sub> : 91
MR 0.64
MDER 0.58

## Optical

asymmetric
beam angle 148°
PstLM $\leq 1.0$ <sup>2</sup>
SVM $\leq 0.4$ <sup>2</sup>

## Electrical

DALI-2
220-240 V
system 9.9 W
system 53 lm/W <sup>3</sup>
PC2

## Physical

length 50 mm
width 47 mm
height 131 mm
0.78 kg

## Cutout

length 90 mm
width 50 mm
recessed depth 150 mm

<sup>1</sup> RAL code <sup>2</sup> Value of containing product at full load (undimmed)  
<sup>3</sup> incl. consideration of optical losses, internal control unit losses & operating device efficiency

## Installation instructions



# UNICO wall 1 lamp

trimless

090-6L153UB001 090-7L20100



Project / Type

Notes

Count / Date

## Maintenance Factors

Operating Time [h]	10 000	20 000	30 000	40 000	50 000
LLMF	0.96	0.95	0.95	0.94	0.93
LSF	1	1	1	1	1
MF	LMF × RSMF × LLMF × LSF		RSMF <sup>a</sup>	Room Surface Maintenance Factor	
MF	Maintenance Factor		LLMF	Lamp Lumens Maintenance Factor	
LMF <sup>a</sup>	Luminaire Maintenance Factor		LSF	Lamp Survival Factor	

<sup>a</sup> According to "CIE 97, Maintenance of indoor electric lighting systems", 2005, ISBN 3-900-734-34-8. The values must be determined by the planner.

## Circuit Breaker Types

Automatic Circuit Breaker Type	Number of Fixtures
B10	48
B13	62
B16	76
B20	95
C10	81
C13	104
C16	129
C20	162

## Components

### MOUNTING SET trimless

TYPE	L-W-H (MM)	ARTICLE NUMBER(S)
for installation in plasterboard ceilings 12.5/15/20/25 mm	85-47-47	090-7L20100



## Mounting accessories

### PRIMED CONCRETE MOUNTING HOUSING

L-W-H (MM)	ARTICLE NUMBER(S)
240-400-130	052-1914320

