

# UNICO wall 1 lamp

trim


090-6L163UB001 090-7L2020W



Project / Type

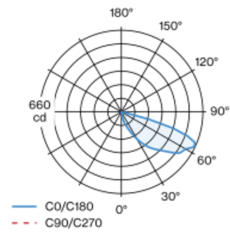
Notes

Count / Date



Rectangular wall recessed luminaire made from aluminium; surface jet black; installation without tools in mounting set due to patented ball catch system; rectangular installation housing; with trim traffic white; suitable for wall thickness of 2-25 mm; incl. external converter; high quality reflector with micro-faceted, aluminum-vaporised surface; asymmetrical light distribution with precise radiation characteristic; installation optionally for floor or ceiling illumination; passive cooling of the LEDs through improved heat sink geometry; light colour 4000 K; binning initial MacAdam  $\leq 3$  SDCM; CRI  $\geq 90$ ; min. 90% of luminous flux after 50000 operating hours; energy-efficient high power LEDs with very good colour rendering; degree of protection IP20; PC2; 220-240 V; incl. DALI-2 converter; light source not replaceable; control gear replaceable by an authorized professional;

## Light distribution



## Product drawing



## General

Wall | Recessed

jet black | RAL 9005

Mounting set traffic white

IP20

562 lm

## LED

4000 K

CRI  $\geq 90$

L90 / 50000 h

initial MacAdam  $\leq 3$  SDCM

R<sub>g</sub>: 102 | R<sub>f</sub>: 93 | R<sub>f(1-15)</sub>: 92

MR 0.81 | MDER 0.74

## Optical

asymmetric | beam angle 148°

PstLM  $\leq 1.0$  <sup>1</sup> | SVM  $\leq 0.4$  <sup>1</sup>

## Electrical

DALI-2 | 1 DALI Addr.

PC2 | 220-240 V

system 9.9 W

system 57 lm/W <sup>2</sup>

## Physical

trim

length 43 mm | width 53 mm | height 80 mm

0.38 kg

## Cutout

length 90 mm | width 50 mm

recessed depth 150 mm

<sup>1</sup> Value of containing product at full load (undimmed)  
<sup>2</sup> incl. consideration of optical losses, internal control unit losses & operating device efficiency

## Installation instructions



# UNICO wall 1 lamp

trim

090-6L163UB001 090-7L2020W



Project / Type

Notes

Count / Date

## Maintenance Factors

Operating Time [h]	10 000	20 000	30 000	40 000	50 000
LLMF	0.96	0.95	0.95	0.94	0.93
LSF	1	1	1	1	1

MF	LMF × RSMF × LLMF × LSF	RSMF <sup>a</sup>	Room Surface Maintenance Factor
MF	Maintenance Factor	LLMF	Lamp Lumens Maintenance Factor
LMF <sup>a</sup>	Luminaire Maintenance Factor	LSF	Lamp Survival Factor

<sup>a</sup> According to "CIE 97, Maintenance of indoor electric lighting systems", 2005, ISBN 3-900-734-34-8. The values must be determined by the planner.


## Circuit Breaker Types

Automatic Circuit Breaker Type	Number of Fixtures
B10	48
B13	62
B16	76
B20	95
C10	81
C13	104
C16	129
C20	162

## Components

### MOUNTING SET with trim


TYPE	COLOUR	L-W-H (MM)	ARTICLE NUMBER(S)
for intermediate ceilings	traffic white	101-63-30	090-7L2020W



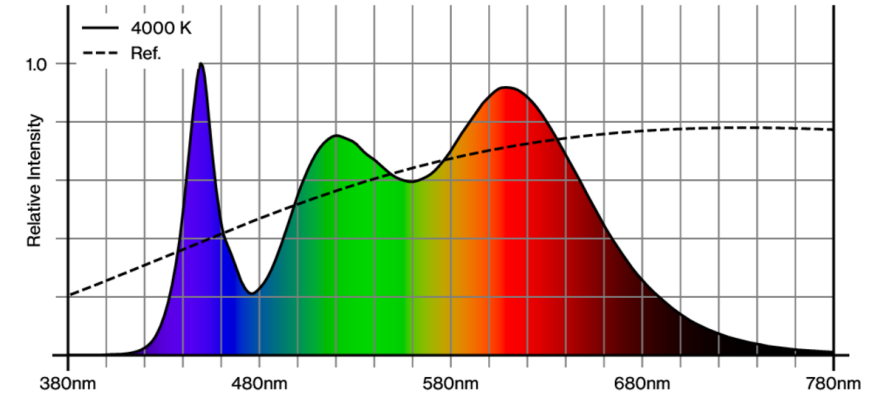
## Mounting accessories

### PRIMED CONCRETE MOUNTING HOUSING

L-W-H (MM)	ARTICLE NUMBER(S)
240-400-130	052-1914320



## Colour rendering



# UNICO wall 1 lamp

trim

090-6L163UB001 090-7L2020W



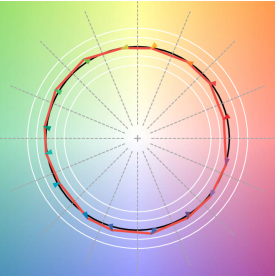
Project / Type

Notes

Count / Date



## TM30 colour vector graphic



The black line represents the black body reference. The red line indicates the results of the test light source. The deviation from the test light source to the reference is shown and is marked by arrows. The shorter the arrows, the higher the color rendering.