

# UNICO wall 2 lamps

trim


090-6L251UB001 090-7Q4020W



Project / Type

Notes

Count / Date



## General

Wall , Recessed

black , RAL 9005 <sup>1</sup>

traffic white

IP20

995 lm

## LED

3000 K

CRI  $\geq$  90

L80 / 50000 h

initial MacAdam  $\leq$  3 SDCM

R<sub>g</sub>: 100 , R<sub>f</sub>: 92 , R<sub>f(1-15)</sub>: 91

MR 0.64

MDER 0.58

## Optical

asymmetric

beam angle 148°

PstLM  $\leq$  1.0 <sup>2</sup>

SVM  $\leq$  0.4 <sup>2</sup>

## Electrical

non DIM

220-240 V

system 17.3 W

system 58 lm/W<sup>3</sup>

PC2

## Physical

trim

length 80 mm

width 53 mm

height 80 mm

0.56 kg

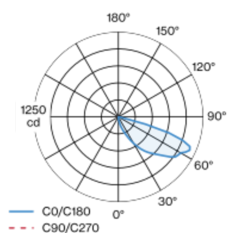
## Cutout

length 90 mm

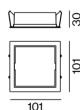
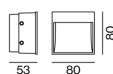
width 90 mm

recessed depth 110 mm

## Light distribution



## Product drawing



[\*090-6L251UB001 090-7Q4020W\*] The technical data represent rated values for an ambient temperature of 25°C. The data values for the luminous flux are initially subject to a tolerance of +/- 10%, those for the electrical connected load are initially subject to a tolerance of +/- 10%, and those for the colour temperature are initially subject to a tolerance of +/- 150 K. No liability is assumed for typographical or printing errors. The general terms and conditions of XAL GmbH apply.

© XAL GmbH · Auer-Welsbach-Gasse 36 · 8055 Graz · Austria · www.xal.com

01.05.2025

1 / 2

# UNICO wall 2 lamps

trim

090-6L251UB001 090-7Q4020W



Project / Type \_\_\_\_\_

Notes \_\_\_\_\_

Count / Date \_\_\_\_\_

## Maintenance Factors

Operating Time [h]	10 000	20 000	30 000	40 000	50 000
LLMF	0.94	0.91	0.89	0.87	0.84
LSF	1	1	1	1	1
MF	LMF × RSMF × LLMF × LSF		RSMF <sup>a</sup>	Room Surface Maintenance Factor	
MF	Maintenance Factor		LLMF	Lamp Lumens Maintenance Factor	
LMF <sup>a</sup>	Luminaire Maintenance Factor		LSF	Lamp Survival Factor	

<sup>a</sup> According to "CIE 97, Maintenance of indoor electric lighting systems", 2005, ISBN 3-900-734-34-8. The values must be determined by the planner.

## Circuit Breaker Types

Automatic Circuit Breaker Type	Number of Fixtures
B10	48
B13	62
B16	76
B20	95
C10	81
C13	104
C16	129
C20	162

## Components

### MOUNTING SET with trim

TYPE	COLOUR	L-W-H (MM)	ARTICLE NUMBER(S)
for intermediate ceilings	traffic white	101-101-30	090-7Q4020W



## Mounting accessories

### PRIMED CONCRETE MOUNTING HOUSING

L-W-H (MM)	ARTICLE NUMBER(S)
240-400-130	052-1914320

