

UNICO L2 basic

trimless


090-7L241G0B21 090-7L20100



Project / Type

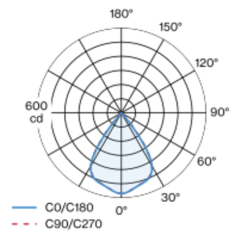
Notes

Count / Date

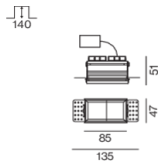


Rectangular recessed multi-downlight made of die-cast aluminium; installation without tools in mounting set due to patented ball catch system; rectangular installation housing; for trimless installation in plasterboard ceilings; suitable for ceiling thickness of 12.5/15/20/25 mm; equipped with two wide flood square light elements; symmetrical light distribution with precise radiation characteristic, beam angle 71°; high quality reflector with micro-faceted, aluminum-vaporised surface; black reflector; passive cooling of the LEDs through improved heat sink geometry; light colour 2700 K; binning initial MacAdam ≤ 3 SDCM; CRI ≥ 90 ; min. 90% of luminous flux after 50000 operating hours; energy-efficient high power LEDs with very good colour rendering; degree of protection IP20; PC2; 220-240 V; incl. converter, non dimmable; through wiring connection box, 3-pole or 5-pole, available as an accessory; accessories are listed separately; light source not replaceable; control gear replaceable by an authorized professional; clank-free;

Light distribution



Product drawing



General

Ceiling | Recessed

black reflector

IP20

666 lm

LED

2700 K

CRI ≥ 90

L90 / 50000 h

initial MacAdam ≤ 3 SDCM

R_g: 101 | R_r: 91 | R₍₁₋₁₅₎: 89

MR 0.56 | MDER 0.51

Optical

wide flood square | beam angle 71°

$\geq 65^\circ$ <3000 cd/m²

PstLM ≤ 1.0 ¹ | SVM ≤ 0.4 ¹

Electrical

non DIM

PC2 | 220-240 V

system 7.3 W

system 91 lm/W ²

Physical

trimless

length 85 mm | width 47 mm | height 51 mm

0.55 kg

Cutout

length 90 mm | width 50 mm

min. ceiling thickness 12.5 mm | max. ceiling thickness 25 mm

recessed depth 120 mm

¹ Value of containing product at full load (undimmed)
² incl. consideration of optical losses, internal control unit losses & operating device efficiency

Installation instructions



Lighting calculator



UNICO L2 basic

trimless

090-7L241G0B21 090-7L20100



Project / Type

Notes

Count / Date

Maintenance Factors

Operating Time [h]	10 000	20 000	30 000	40 000	50 000
LLMF	0.96	0.95	0.95	0.94	0.93
LSF	1	1	1	1	1

MF	LMF × RSMF × LLMF × LSF	RSMF ^a	Room Surface Maintenance Factor
MF	Maintenance Factor	LLMF	Lamp Lumens Maintenance Factor
LMF ^a	Luminaire Maintenance Factor	LSF	Lamp Survival Factor

^a According to "CIE 97, Maintenance of indoor electric lighting systems", 2005, ISBN 3-900-734-34-8. The values must be determined by the planner.

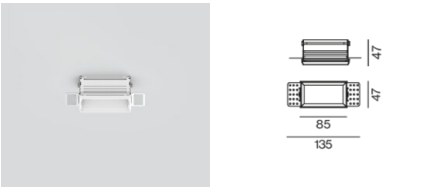
Circuit Breaker Types

Automatic Circuit Breaker Type	Number of Fixtures
B10	31
B13	40
B16	50
B20	62
B25	78
C10	52
C13	67
C16	85
C20	104
C25	130

Components

MOUNTING SET trimless

TYPE	L-W-H (MM)	ARTICLE NUMBER(S)
for plasterboard ceilings 12.5/15/20/25 mm	85-47-47	090-7L20100



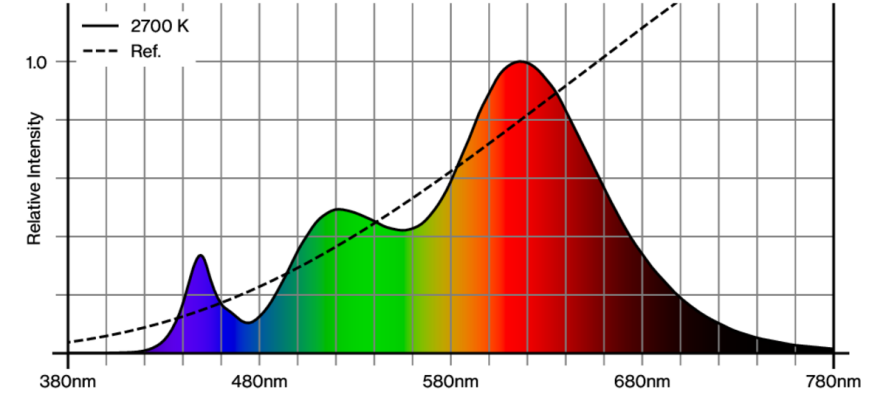
Mounting accessories

THROUGH WIRING CONNECTION BOX

TYPE	L-W-H (MM)	ARTICLE NUMBER(S)
non DIM cable ø 4 – 12 mm	105-58-30	005-2531110
DALI cable ø 4 – 12 mm	105-58-30	005-2551110



Colour rendering



UNICO L2 basic

trimless

090-7L241G0B21 090-7L20100

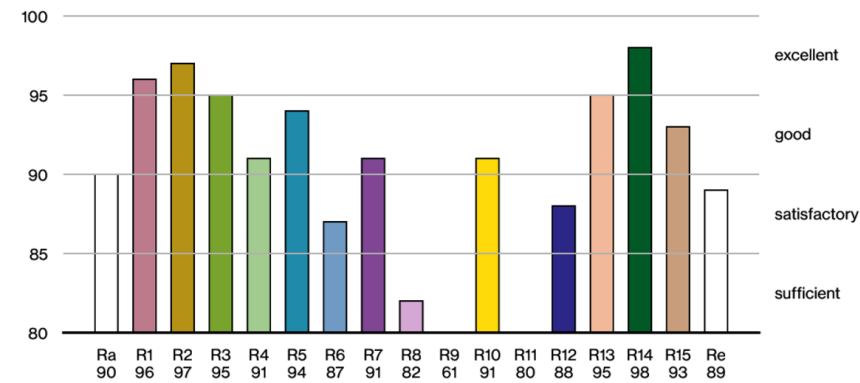


Project / Type

Notes

Count / Date

CRI/R_a ≥ 91 R_e ≥ 89 (2700 K)



TM30 colour vector graphic



The black line represents the black body reference. The red line indicates the results of the test light source. The deviation from the test light source to the reference is shown and is marked by arrows. The shorter the arrows, the higher the color rendering.

