

# UNICO L3basic

trimless


090-7L343E0021 090-7L30100



Project / Type

Notes

Count / Date



### General

Ceiling , Recessed

chrome reflector

IP20

781 lm

### LED

2700 K

CRI ≥ 90

L90 / 50000 h

initial MacAdam ≤ 3 SDCM

R<sub>g</sub>: 101 , R<sub>f</sub>: 91 , R<sub>(1-5)</sub>: 89

MR 0.56

MDER 0.51

### Optical

medium square

beam angle 32°

UGR ≤ 10 , ≥65° <3000 cd/m²

PstLM ≤ 1.0 <sup>1</sup>

SVM ≤ 0.4 <sup>1</sup>

### Electrical

DALI-2

220-240 V

system 9.8 W

system 80 lm/W²

PC2

### Physical

trimless

length 122 mm

width 47 mm

height 51 mm

0.37 kg

### Cutout

length 130 mm

width 50 mm

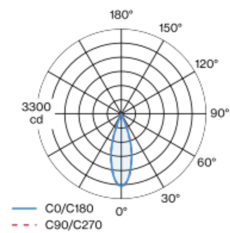
min. ceiling thickness 12.5 mm

max. ceiling thickness 25 mm

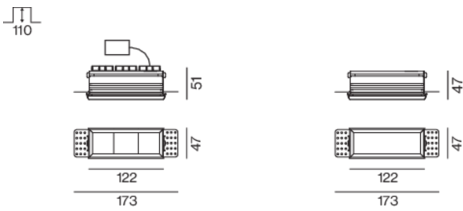
recessed depth 110 mm

Rectangular recessed multi-downlight made of die-cast aluminium; installation without tools in mounting set due to patented ball catch system; rectangular installation housing; for trimless installation in plasterboard ceilings; suitable for ceiling thickness of 12.5/15/20/25 mm; equipped with three medium square light elements; symmetrical light distribution with precise radiation characteristic, beam angle 32°; high quality reflector with micro-faceted, aluminum-vaporised surface; chrome reflector; UGR ≤ 10; VDU compatible workplace luminaire according to DIN EN 12464-1; luminance above 65° ≤ 3000 cd/m²; passive cooling of the LEDs through improved heat sink geometry; light colour 2700 K; binning initial MacAdam ≤ 3 SDCM; CRI ≥ 90; min. 90% of luminous flux after 50000 operating hours; energy-efficient high power LEDs with very good colour rendering; degree of protection IP20; PC2; 220-240 V; incl. DALI-2 converter; through wiring connection box, 3-pole or 5-pole, available as an accessory; accessories are listed separately; light source not replaceable; control gear replaceable by an authorized professional; clank-free;

### Light distribution



### Product drawing



<sup>1</sup> Value of containing product at full load (undimmed)  
<sup>2</sup> incl. consideration of optical losses, internal control unit losses & operating device efficiency

### Installation instructions



### Lighting calculator



# UNICO L3basic

trimless

090-7L343E0021 090-7L30100



Project / Type

Notes

Count / Date

## Maintenance Factors

Operating Time [h]	10 000	20 000	30 000	40 000	50 000
LLMF	0.96	0.95	0.95	0.94	0.93
LSF	1	1	1	1	1
MF	LMF × RSMF × LLMF × LSF		RSMF <sup>a</sup>	Room Surface Maintenance Factor	
MF	Maintenance Factor		LLMF	Lamp Lumens Maintenance Factor	
LMF <sup>a</sup>	Luminaire Maintenance Factor		LSF	Lamp Survival Factor	

<sup>a</sup> According to "CIE 97, Maintenance of indoor electric lighting systems", 2005, ISBN 3-900-734-34-8. The values must be determined by the planner.

## Circuit Breaker Types

Automatic Circuit Breaker Type	Number of Fixtures
B10	18
B16	30
C10	23
C16	36

## Components

### MOUNTING SET trimless

TYPE	L-W-H (MM)	ARTICLE NUMBER(S)
for installation in plasterboard ceilings 12.5/15/20/25 mm	122-47-47	090-7L30100



### Mounting accessories

### MOUNTING SET trimless

TYPE	L-W-H (MM)	ARTICLE NUMBER(S)
for installation in plasterboard ceilings 12.5/15/20/25 mm	122-47-47	090-7L30100



### Mounting accessories

### THROUGH WIRING CONNECTION BOX

TYPE	L-W-H (MM)	ARTICLE NUMBER(S)
non DIM cable ø 4 – 12 mm, Linect®-Ready	105-58-30	005-253110
DALI cable ø 4 – 12 mm, Linect®-Ready	105-58-30	005-255110

