

# UNICO L2 basic

trimless

090-7L261C0B21 090-7L20100



Project / Type

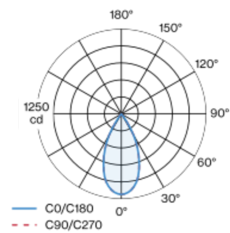
Notes

Count / Date

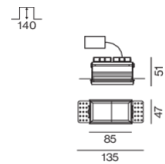


Rectangular recessed multi-downlight made of die-cast aluminium; installation without tools in mounting set due to patented ball catch system; rectangular installation housing; for trimless installation in plasterboard ceilings; suitable for ceiling thickness of 12.5/15/20/25 mm; equipped with two flood round light elements; symmetrical light distribution with precise radiation characteristic, beam angle 49°; high quality reflector with micro-faceted, aluminum-vaporised surface; black reflector; UGR ≤ 16; VDU compatible workplace luminaire according to DIN EN 12464-1; luminance above 65° ≤ 3000 cd/m²; passive cooling of the LEDs through improved heat sink geometry; light colour 4000 K; binning initial MacAdam ≤ 3 SDCM; CRI ≥ 90; min. 90% of luminous flux after 50000 operating hours; energy-efficient high power LEDs with very good colour rendering; degree of protection IP20; PC2; 220-240 V; incl. converter, non dimmable; through wiring connection box, 3-pole or 5-pole, available as an accessory; accessories are listed separately; light source not replaceable; control gear replaceable by an authorized professional; clank-free;

## Light distribution



## Product drawing



## General

Ceiling | Recessed

black reflector

IP20

729 lm

## LED

4000 K

CRI ≥ 90

L90 / 50000 h

initial MacAdam ≤ 3 SDCM

R<sub>g</sub>: 102 | R<sub>f</sub>: 93 | R<sub>(1-15)</sub>: 92

MR 0.81 | MDER 0.74

## Optical

flood round | beam angle 49°

UGR ≤ 16 | ≥65° <3000 cd/m²

PstLM ≤ 1.0 <sup>1</sup> | SVM ≤ 0.4 <sup>1</sup>

## Electrical

non DIM

PC2 | 220-240 V

system 7.3 W

system 100 lm/W <sup>2</sup>

## Physical

trimless

length 85 mm | width 47 mm | height 51 mm

0.55 kg

## Cutout

length 90 mm | width 50 mm

min. ceiling thickness 12.5 mm | max. ceiling thickness 25 mm

recessed depth 120 mm

<sup>1</sup> Value of containing product at full load (undimmed)  
<sup>2</sup> incl. consideration of optical losses, internal control unit losses & operating device efficiency

## Installation instructions



## Lighting calculator



# UNICO L2 basic

trimless

090-7L261C0B21 090-7L20100



Project / Type

Notes

Count / Date

## Maintenance Factors

| Operating Time [h] | 10 000 | 20 000 | 30 000 | 40 000 | 50 000 |
|--------------------|--------|--------|--------|--------|--------|
| LLMF               | 0.96   | 0.95   | 0.95   | 0.94   | 0.93   |
| LSF                | 1      | 1      | 1      | 1      | 1      |

MF

LMF × RSMF × LLMF × LSF

MF

Maintenance Factor

LMF<sup>a</sup>

Luminaire Maintenance Factor

RSMF<sup>a</sup>

Room Surface Maintenance Factor

LLMF

Lamp Lumens Maintenance Factor

LSF

Lamp Survival Factor

<sup>a</sup> According to "CIE 97, Maintenance of indoor electric lighting systems", 2005, ISBN 3-900-734-34-8. The values must be determined by the planner.

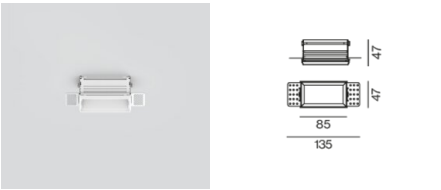
## Circuit Breaker Types

| Automatic Circuit Breaker Type | Number of Fixtures |
|--------------------------------|--------------------|
| B10                            | 31                 |
| B13                            | 40                 |
| B16                            | 50                 |
| B20                            | 62                 |
| B25                            | 78                 |
| C10                            | 52                 |
| C13                            | 67                 |
| C16                            | 85                 |
| C20                            | 104                |
| C25                            | 130                |

## Components

### MOUNTING SET trimless

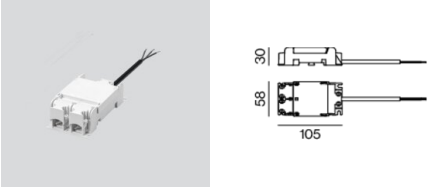
|  |            |                   |
|--|------------|-------------------|
| TYPE                                       | L-W-H (MM) | ARTICLE NUMBER(S) |
| for plasterboard ceilings 12.5/15/20/25 mm | 85-47-47   | 090-7L20100       |



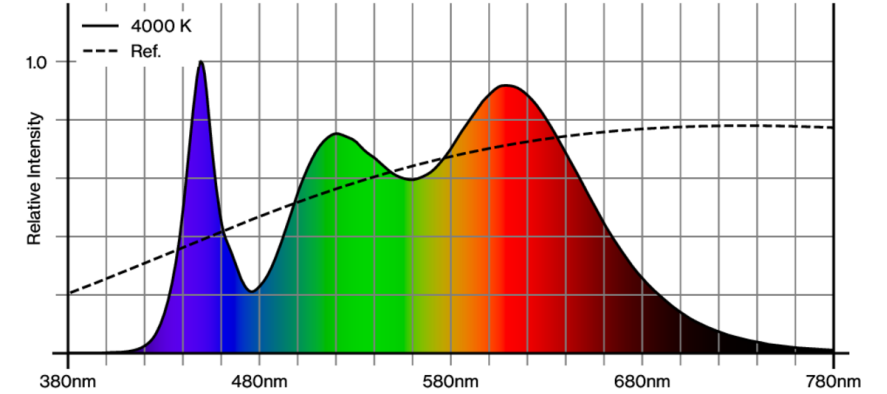
## Mounting accessories

### THROUGH WIRING CONNECTION BOX

|                           |            |                   |
|---------------------------|------------|-------------------|
| TYPE                      | L-W-H (MM) | ARTICLE NUMBER(S) |
| non DIM cable ø 4 – 12 mm | 105-58-30  | 005-2531110       |
| DALI cable ø 4 – 12 mm    | 105-58-30  | 005-2551110       |



## Colour rendering



# UNICO L2 basic

trimless

090-7L261C0B21 090-7L20100



Project / Type

Notes

Count / Date

CRI/R<sub>a</sub> ≥ 95 R<sub>e</sub> ≥ 92 (4000 K)



## TM30 colour vector graphic



The black line represents the black body reference. The red line indicates the results of the test light source. The deviation from the test light source to the reference is shown and is marked by arrows. The shorter the arrows, the higher the color rendering.

