

# UNICO L3basic

trimless


090-7L351B0021 090-7L30100



Project / Type

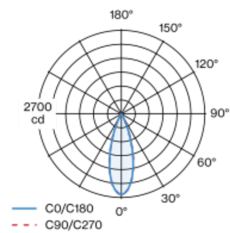
Notes

Count / Date

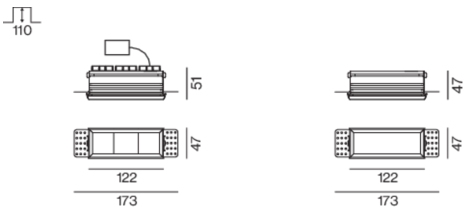





Rectangular recessed multi-downlight made of die-cast aluminium; installation without tools in mounting set due to patented ball catch system; rectangular installation housing; for trimless installation in plasterboard ceilings; suitable for ceiling thickness of 12.5/15/20/25 mm; equipped with three medium round light elements; symmetrical light distribution with precise radiation characteristic, beam angle 33°; high quality reflector with micro-faceted, aluminum-vaporised surface; chrome reflector; UGR ≤ 10; VDU compatible workplace luminaire according to DIN EN 12464-1; luminance above 65° ≤ 3000 cd/m²; passive cooling of the LEDs through improved heat sink geometry; light colour 3000 K; binning initial MacAdam ≤ 3 SDCM; CRI ≥ 90; min. 90% of luminous flux after 50000 operating hours; energy-efficient high power LEDs with very good colour rendering; degree of protection IP20; PC2; 220-240 V; incl. converter, non dimmable; through wiring connection box, 3-pole or 5-pole, available as an accessory; accessories are listed separately; light source not replaceable; control gear replaceable by an authorized professional; clank-free;

## Light distribution



## Product drawing





## General

Ceiling , Recessed

chrome reflector

IP20

847 lm

## LED

3000 K

CRI ≥ 90

L90 / 50000 h

initial MacAdam ≤ 3 SDCM

R<sub>g</sub>: 100 , R<sub>f</sub>: 92 , R<sub>(1-15)</sub>: 91

MR 0.64

MDER 0.58

## Optical

medium round

beam angle 33°

UGR ≤ 10 , ≥65° <3000 cd/m²

PstLM ≤ 1.0 <sup>1</sup>

SVM ≤ 0.4 <sup>1</sup>

## Electrical

non DIM

220-240 V

system 9.8 W

system 86 lm/W²

PC2

## Physical

trimless

length 122 mm

width 47 mm

height 51 mm

0.37 kg

## Cutout

length 130 mm

width 50 mm

min. ceiling thickness 12.5 mm

max. ceiling thickness 25 mm

recessed depth 110 mm

<sup>1</sup> Value of containing product at full load (undimmed)  
<sup>2</sup> incl. consideration of optical losses, internal control unit losses & operating device efficiency

## Installation instructions



## Lighting calculator



# UNICO L3 basic

trimless

090-7L351B0021 090-7L30100



Project / Type

Notes

Count / Date

## Maintenance Factors

| Operating Time [h] | 10 000                       | 20 000 | 30 000            | 40 000                          | 50 000 |
|--------------------|------------------------------|--------|-------------------|---------------------------------|--------|
| LLMF               | 0.96                         | 0.95   | 0.95              | 0.94                            | 0.93   |
| LSF                | 1                            | 1      | 1                 | 1                               | 1      |
| MF                 | LMF × RSMF × LLMF × LSF      |        | RSMF <sup>a</sup> | Room Surface Maintenance Factor |        |
| MF                 | Maintenance Factor           |        | LLMF              | Lamp Lumens Maintenance Factor  |        |
| LMF <sup>a</sup>   | Luminaire Maintenance Factor |        | LSF               | Lamp Survival Factor            |        |

<sup>a</sup> According to "CIE 97, Maintenance of indoor electric lighting systems", 2005, ISBN 3-900-734-34-8. The values must be determined by the planner.

## Circuit Breaker Types

| Automatic Circuit Breaker Type | Number of Fixtures |
|--------------------------------|--------------------|
| B10                            | 31                 |
| B13                            | 40                 |
| B16                            | 50                 |
| B20                            | 62                 |
| B25                            | 78                 |
| C10                            | 52                 |
| C13                            | 67                 |
| C16                            | 85                 |
| C20                            | 104                |
| C25                            | 130                |

## Components

### MOUNTING SET trimless

| TYPE   | L-W-H (MM) | ARTICLE NUMBER(S) |
|--|------------|-------------------|
| for installation in plasterboard ceilings 12.5/15/20/25 mm | 122-47-47  | 090-7L30100       |



### Mounting accessories

### MOUNTING SET trimless

| TYPE   | L-W-H (MM) | ARTICLE NUMBER(S) |
|--|------------|-------------------|
| for installation in plasterboard ceilings 12.5/15/20/25 mm | 122-47-47  | 090-7L30100       |



### Mounting accessories

### THROUGH WIRING CONNECTION BOX

| TYPE                                     | L-W-H (MM) | ARTICLE NUMBER(S) |
|--|------------|-------------------|
| non DIM cable ø 4 – 12 mm, Linect®-Ready | 105-58-30  | 005-2531110       |
| DALI cable ø 4 – 12 mm, Linect®-Ready    | 105-58-30  | 005-2551110       |

