

# UNICO L3basic

trimless


090-7L361C0B21 090-7L30100



Project / Type

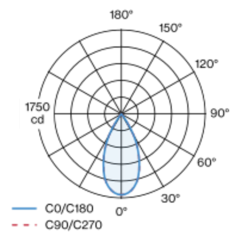
Notes

Count / Date

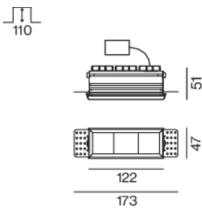


Rectangular recessed multi-downlight made of die-cast aluminium; installation without tools in mounting set due to patented ball catch system; rectangular installation housing; for trimless installation in plasterboard ceilings; suitable for ceiling thickness of 12.5/15/20/25 mm; equipped with three flood round light elements; symmetrical light distribution with precise radiation characteristic, beam angle 49°; high quality reflector with micro-faceted, aluminum-vaporised surface; black reflector; UGR ≤ 16; VDU compatible workplace luminaire according to DIN EN 12464-1; luminance above 65° ≤ 3000 cd/m²; passive cooling of the LEDs through improved heat sink geometry; light colour 4000 K; binning initial MacAdam ≤ 3 SDCM; CRI ≥ 90; min. 90% of luminous flux after 50000 operating hours; energy-efficient high power LEDs with very good colour rendering; degree of protection IP20; PC2; 220-240 V; incl. converter, non dimmable; through wiring connection box, 3-pole or 5-pole, available as an accessory; accessories are listed separately; light source not replaceable; control gear replaceable by an authorized professional; clank-free;

## Light distribution



## Product drawing



## General

Ceiling | Recessed

black reflector

IP20

1040 lm

## LED

4000 K

CRI ≥ 90

L90 / 50000 h

initial MacAdam ≤ 3 SDCM

R<sub>g</sub>: 102 | R<sub>f</sub>: 93 | R<sub>(1-15)</sub>: 92

MR 0.81 | MDER 0.74

## Optical

flood round | beam angle 49°

UGR ≤ 16 | ≥65° <3000 cd/m²

PstLM ≤ 1.0 <sup>1</sup> | SVM ≤ 0.4 <sup>1</sup>

## Electrical

non DIM

PC2 | 220-240 V

system 9.8 W

system 106 lm/W <sup>2</sup>

## Physical

trimless

length 122 mm | width 47 mm | height 51 mm

0.37 kg

## Cutout

length 130 mm | width 50 mm

min. ceiling thickness 12.5 mm | max. ceiling thickness 25 mm

recessed depth 110 mm

<sup>1</sup> Value of containing product at full load (undimmed)  
<sup>2</sup> incl. consideration of optical losses, internal control unit losses & operating device efficiency

## Installation instructions



## Lighting calculator



# UNICO L3basic

trimless

090-7L361C0B21 090-7L30100



Project / Type

Notes

Count / Date

## Maintenance Factors

Operating Time [h]	10 000	20 000	30 000	40 000	50 000
LLMF	0.96	0.95	0.95	0.94	0.93
LSF	1	1	1	1	1
MF	LMF × RSMF × LLMF × LSF		RSMF <sup>a</sup> Room Surface Maintenance Factor		
MF	Maintenance Factor		LLMF Lamp Lumens Maintenance Factor		
LMF <sup>a</sup>	Luminaire Maintenance Factor		LSF Lamp Survival Factor		

<sup>a</sup> According to "CIE 97, Maintenance of indoor electric lighting systems", 2005, ISBN 3-900-734-34-8. The values must be determined by the planner.

## Circuit Breaker Types

Automatic Circuit Breaker Type	Number of Fixtures
B10	31
B13	40
B16	50
B20	62
B25	78
C10	52
C13	67
C16	85
C20	104
C25	130

## Components

### MOUNTING SET trimless

TYPE	L-W-H (MM)	ARTICLE NUMBER(S)
for installation in plasterboard ceilings 12.5/15/20/25 mm	122-47-47	090-7L30100



### Mounting accessories

### MOUNTING SET trimless

TYPE	L-W-H (MM)	ARTICLE NUMBER(S)
for installation in plasterboard ceilings 12.5/15/20/25 mm	122-47-47	090-7L30100



### Mounting accessories

### THROUGH WIRING CONNECTION BOX

TYPE	L-W-H (MM)	ARTICLE NUMBER(S)
non DIM cable ø 4 – 12 mm, Linect®-Ready	105-58-30	005-2531110
DALI cable ø 4 – 12 mm, Linect®-Ready	105-58-30	005-2551110

