

# UNICO L4 basic

trimless

090-7L451C0021 090-7L40100



Project / Type

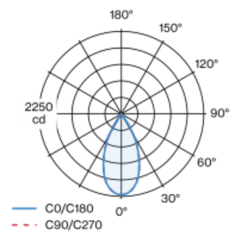
Notes

Count / Date

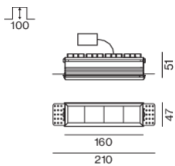


Rectangular recessed multi-downlight made of die-cast aluminium; installation without tools in mounting set due to patented ball catch system; rectangular installation housing; for trimless installation in plasterboard ceilings; suitable for ceiling thickness of 12.5/15/20/25 mm; equipped with four flood round light elements; symmetrical light distribution with precise radiation characteristic, beam angle 49°; high quality reflector with micro-faceted, aluminum-vaporised surface; chrome reflector; UGR ≤ 16; VDU compatible workplace luminaire according to DIN EN 12464-1; luminance above 65° ≤ 3000 cd/m²; passive cooling of the LEDs through improved heat sink geometry; light colour 3000 K; binning initial MacAdam ≤ 3 SDCM; CRI ≥ 90; min. 90% of luminous flux after 50000 operating hours; energy-efficient high power LEDs with very good colour rendering; degree of protection IP20; PC2; 220-240 V; incl. converter, non dimmable; through wiring connection box, 3-pole or 5-pole, available as an accessory; accessories are listed separately; light source not replaceable; control gear replaceable by an authorized professional; clank-free;

## Light distribution



## Product drawing



## General

Ceiling | Recessed

chrome reflector

IP20

1360 lm

## LED

3000 K

CRI ≥ 90

L90 / 50000 h

initial MacAdam ≤ 3 SDCM

R<sub>g</sub>: 100 | R<sub>f</sub>: 92 | R<sub>t(1-5)</sub>: 91

MR 0.64 | MDER 0.58

## Optical

flood round | beam angle 49°

UGR ≤ 16 | ≥65° <3000 cd/m²

PstLM ≤ 1.0 <sup>1</sup> | SVM ≤ 0.4 <sup>1</sup>

## Electrical

non DIM

PC2 | 220-240 V

system 13.1 W

system 104 lm/W <sup>2</sup>

## Physical

trimless

length 160 mm | width 47 mm | height 51 mm

0.54 kg

## Cutout

length 165 mm | width 50 mm

min. ceiling thickness 12.5 mm | max. ceiling thickness 25 mm

recessed depth 100 mm

<sup>1</sup> Value of containing product at full load (undimmed)  
<sup>2</sup> incl. consideration of optical losses, internal control unit losses & operating device efficiency

## Installation instructions



## Lighting calculator



# UNICO L4 basic

trimless

090-7L451C0021 090-7L40100



Project / Type

Notes

Count / Date

## Maintenance Factors

| Operating Time [h] | 10 000                       | 20 000 | 30 000  | 40 000 | 50 000 |
|--------------------|------------------------------|--------|---|--------|--------|
| LLMF               | 0.96                         | 0.95   | 0.95  | 0.94   | 0.93   |
| LSF                | 1                            | 1      | 1   | 1      | 1      |
| MF                 | LMF × RSMF × LLMF × LSF      |        | RSMF <sup>a</sup> Room Surface Maintenance Factor |        |        |
| MF                 | Maintenance Factor           |        | LLMF Lamp Lumens Maintenance Factor               |        |        |
| LMF <sup>a</sup>   | Luminaire Maintenance Factor |        | LSF Lamp Survival Factor                          |        |        |

<sup>a</sup> According to "CIE 97, Maintenance of indoor electric lighting systems", 2005, ISBN 3-900-734-34-8. The values must be determined by the planner.

## Circuit Breaker Types

| Automatic Circuit Breaker Type | Number of Fixtures |
|--------------------------------|--------------------|
| B10                            | 22                 |
| B16                            | 36                 |
| C10                            | 37                 |
| C16                            | 60                 |

## Components

### MOUNTING SET trimless

|  |            |                   |
|--|------------|-------------------|
| TYPE                                       | L-W-H (MM) | ARTICLE NUMBER(S) |
| for plasterboard ceilings 12.5/15/20/25 mm | 160-47-47  | 090-7L40100       |



## Mounting accessories

### THROUGH WIRING CONNECTION BOX

|                           |            |                   |
|---------------------------|------------|-------------------|
| TYPE                      | L-W-H (MM) | ARTICLE NUMBER(S) |
| non DIM cable ø 4 – 12 mm | 105-58-30  | 005-2531110       |
| DALI cable ø 4 – 12 mm    | 105-58-30  | 005-2551110       |



## Colour rendering



# UNICO L4 basic

trimless

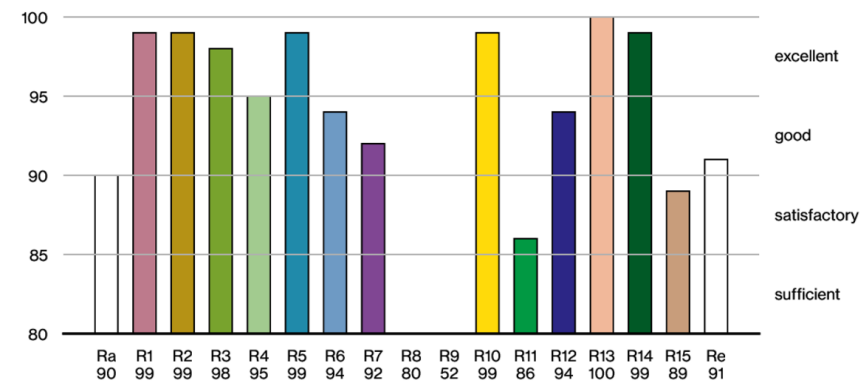
090-7L451C0021 090-7L40100



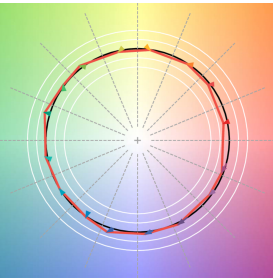
Project / Type

Notes

Count / Date



## TM30 colour vector graphic



The black line represents the black body reference. The red line indicates the results of the test light source. The deviation from the test light source to the reference is shown and is marked by arrows. The shorter the arrows, the higher the color rendering.