

UNICO L6 basic

trimless


090-7L661F0B21 090-7L60100



Project / Type

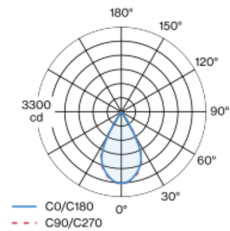
Notes

Count / Date

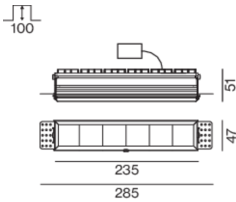


Rectangular recessed multi-downlight made of die-cast aluminium; installation without tools in mounting set due to patented ball catch system; rectangular installation housing; for trimless installation in plasterboard ceilings; suitable for ceiling thickness of 12.5/15/20/25 mm; equipped with six flood square light elements; symmetrical light distribution with precise radiation characteristic, beam angle 56°; high quality reflector with micro-faceted, aluminum-vaporised surface; black reflector; UGR ≤ 19; VDU compatible workplace luminaire according to DIN EN 12464-1; luminance above 65° ≤ 3000 cd/m²; passive cooling of the LEDs through improved heat sink geometry; light colour 4000 K; binning initial MacAdam ≤ 3 SDCM; CRI ≥ 90; min. 90% of luminous flux after 50000 operating hours; energy-efficient high power LEDs with very good colour rendering; degree of protection IP20; PC2; 220-240 V; incl. converter, non dimmable; through wiring connection box, 3-pole or 5-pole, available as an accessory; accessories are listed separately; light source not replaceable; control gear replaceable by an authorized professional; clank-free;

Light distribution



Product drawing



General

Ceiling | Recessed

black reflector

IP20

2120 lm

LED

4000 K

CRI ≥ 90

L90 / 50000 h

initial MacAdam ≤ 3 SDCM

R_g: 102 | R_f: 93 | R₍₁₋₁₅₎: 92

MR 0.81 | MDER 0.74

Optical

flood square | beam angle 56°

UGR ≤ 19 | ≥65° <3000 cd/m²

PstLM ≤ 1.0 ¹ | SVM ≤ 0.4 ¹

Electrical

non DIM

PC2 | 220-240 V

system 18.6 W

system 114 lm/W ²

Physical

trimless

length 235 mm | width 47 mm | height 51 mm

0.75 kg

Cutout

length 240 mm | width 50 mm

min. ceiling thickness 12.5 mm | max. ceiling thickness 25 mm

recessed depth 100 mm

¹ Value of containing product at full load (undimmed)
² incl. consideration of optical losses, internal control unit losses & operating device efficiency

Installation instructions



Lighting calculator



UNICO L6 basic

trimless

090-7L661F0B21 090-7L60100



Project / Type

Notes

Count / Date

Maintenance Factors

Operating Time [h]	10 000	20 000	30 000	40 000	50 000
LLMF	0.96	0.95	0.95	0.94	0.93
LSF	1	1	1	1	1
MF	LMF × RSMF × LLMF × LSF		RSMF ^a Room Surface Maintenance Factor		
MF	Maintenance Factor		LLMF Lamp Lumens Maintenance Factor		
LMF ^a	Luminaire Maintenance Factor		LSF Lamp Survival Factor		

^a According to "CIE 97, Maintenance of indoor electric lighting systems", 2005, ISBN 3-900-734-34-8. The values must be determined by the planner.

Circuit Breaker Types

Automatic Circuit Breaker Type	Number of Fixtures
B10	22
B16	36
C10	37
C16	60

Components

MOUNTING SET trimless

TYPE	L-W-H (MM)	ARTICLE NUMBER(S)
for installation in plasterboard ceilings 12.5/15/20/25 mm	235-47-47	090-7L60100



Mounting accessories

MOUNTING SET trimless

TYPE	L-W-H (MM)	ARTICLE NUMBER(S)
for installation in plasterboard ceilings 12.5/15/20/25 mm	235-47-47	090-7L60100



Mounting accessories

THROUGH WIRING CONNECTION BOX

TYPE	L-W-H (MM)	ARTICLE NUMBER(S)
non DIM cable ø 4 – 12 mm, Linect®-Ready	105-58-30	005-253110
DALI cable ø 4 – 12 mm, Linect®-Ready	105-58-30	005-255110

