




Project / Type

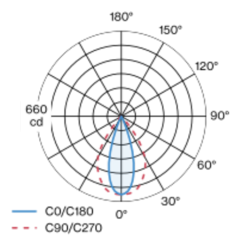
Notes

Count / Date

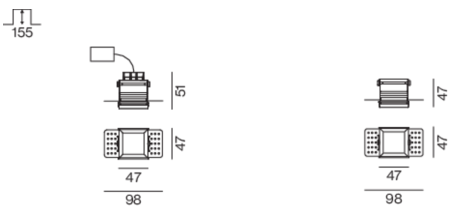


Square recessed multi-downlight made of die-cast aluminium; installation without tools in mounting set due to patented ball catch system; square installation housing; for trimless installation in plasterboard ceilings; suitable for ceiling thickness of 12.5/15/20/25 mm; equipped with a corridor light element (rectangular medium); symmetrical light distribution with precise radiation characteristic, beam angle 34°x69°; high quality reflector with micro-faceted, aluminum-vaporised surface; black reflector; passive cooling of the LEDs through improved heat sink geometry; light colour 2700 K; binning initial MacAdam ≤ 3 SDCM; CRI ≥ 90; min. 90% of luminous flux after 50000 operating hours; energy-efficient high power LEDs with very good colour rendering; degree of protection IP20; PC2; incl. DALI-2 converter; light source not replaceable; control gear replaceable by an authorized professional; clank-free;

Light distribution



Product drawing



General

Ceiling , Recessed

black reflector

IP20

365 lm

LED

2700 K

CRI ≥ 90

L90 / 50000 h

initial MacAdam ≤ 3 SDCM

R_g: 101 , R_r: 91 , R₍₁₋₁₅₎: 89

MR 0.56

MDER 0.51

Optical

rectangular medium

beam angle 34°x69°

PstLM ≤ 1.0 ¹

SVM ≤ 0.4 ¹

Electrical

DALI-2

220-240 V

system 6.0 W

system 61 lm/W²

PC2

Physical

trimless

length 47 mm

width 47 mm

height 51 mm

0.25 kg

Cutout

length 50 mm

width 50 mm

min. ceiling thickness 12.5 mm

max. ceiling thickness 25 mm

recessed depth 150 mm

¹ Value of containing product at full load (undimmed)
² incl. consideration of optical losses, internal control unit losses & operating device efficiency

Installation instructions



Lighting calculator



UNICO Q1basic

trimless

090-7Q143R0B21 090-7Q10100



Project / Type

Notes

Count / Date

Maintenance Factors

Operating Time [h]	10 000	20 000	30 000	40 000	50 000
LLMF	0.96	0.95	0.95	0.94	0.93
LSF	1	1	1	1	1

MF	LMF × RSMF × LLMF × LSF	RSMF ^a	Room Surface Maintenance Factor
MF	Maintenance Factor	LLMF	Lamp Lumens Maintenance Factor
LMF ^a	Luminaire Maintenance Factor	LSF	Lamp Survival Factor

^a According to "CIE 97, Maintenance of indoor electric lighting systems", 2005, ISBN 3-900-734-34-8. The values must be determined by the planner.

Circuit Breaker Types

Automatic Circuit Breaker Type	Number of Fixtures
B13	134
B16	166
B20	207
C13	224
C16	282
C20	345

Components

MOUNTING SET trimless

TYPE	L-W-H (MM)	ARTICLE NUMBER(S)
for installation in plasterboard ceilings 12.5/15/20/25 mm	47-47-47	090-7Q10100



Mounting accessories

MOUNTING SET trimless

TYPE	L-W-H (MM)	ARTICLE NUMBER(S)
for installation in plasterboard ceilings 12.5/15/20/25 mm	47-47-47	090-7Q10100



Mounting accessories

THROUGH WIRING CONNECTION BOX

TYPE	L-W-H (MM)	ARTICLE NUMBER(S)
non DIM cable ø 4 – 12 mm, Linect®-Ready	105-58-30	005-253110
DALI cable ø 4 – 12 mm, Linect®-Ready	105-58-30	005-255110

