

# UNICO Q1 basic

trim


090-7Q151G0021 090-7Q1020B



Project / Type

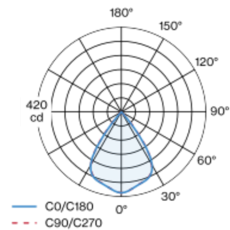
Notes

Count / Date



Square recessed multi-downlight made of die-cast aluminium; installation without tools in mounting set due to patented ball catch system; square installation housing; with trim jet black; suitable for ceiling thickness of 2-25 mm; equipped with a wide flood square light element; symmetrical light distribution with precise radiation characteristic, beam angle 71°; high quality reflector with micro-faceted, aluminum-vaporised surface; chrome reflector; passive cooling of the LEDs through improved heat sink geometry; light colour 3000 K; binning initial MacAdam ≤ 3 SDCM; CRI ≥ 90; min. 90% of luminous flux after 50000 operating hours; energy-efficient high power LEDs with very good colour rendering; degree of protection IP20; PC2; incl. converter, non dimmable; light source not replaceable; control gear replaceable by an authorized professional; clank-free;

## Light distribution



## Product drawing



## General

Ceiling | Recessed

chrome reflector

Mounting set jet black

IP20

469 lm

## LED

3000 K

CRI ≥ 90

L90 / 50000 h

initial MacAdam ≤ 3 SDCM

R<sub>g</sub>: 100 | R<sub>f</sub>: 92 | R<sub>f(1-15)</sub>: 91

MR 0.64 | MDER 0.58

## Optical

wide flood square | beam angle 71°

≥65° <3000 cd/m²

PstLM ≤ 1.0 <sup>1</sup> | SVM ≤ 0.4 <sup>1</sup>

## Electrical

non DIM

PC2 | 220-240 V

system 6.0 W

system 78 lm/W <sup>2</sup>

## Physical

trim

length 63 mm | width 63 mm | height 51 mm

0.2 kg

## Cutout

length 50 mm | width 50 mm

min. ceiling thickness 2 mm | max. ceiling thickness 25 mm

recessed depth 100 mm

<sup>1</sup> Value of containing product at full load (undimmed)  
<sup>2</sup> incl. consideration of optical losses, internal control unit losses & operating device efficiency

## Installation instructions



## Lighting calculator



# UNICO Q1 basic

trim

090-7Q151G0021 090-7Q1020B



Project / Type

Notes

Count / Date

## Maintenance Factors

Operating Time [h]	10 000	20 000	30 000	40 000	50 000
LLMF	0.96	0.95	0.95	0.94	0.93
LSF	1	1	1	1	1
MF	LMF × RSMF × LLMF × LSF		RSMF <sup>a</sup> Room Surface Maintenance Factor		
MF	Maintenance Factor		LLMF Lamp Lumens Maintenance Factor		
LMF <sup>a</sup>	Luminaire Maintenance Factor		LSF Lamp Survival Factor		

<sup>a</sup> According to "CIE 97, Maintenance of indoor electric lighting systems", 2005, ISBN 3-900-734-34-8. The values must be determined by the planner.

## Circuit Breaker Types

Automatic Circuit Breaker Type	Number of Fixtures
B10	31
B13	40
B16	50
B20	62
C10	52
C13	67
C16	85
C20	104

## Components

### MOUNTING SET with trim

TYPE	COLOUR	L-W-H (MM)	ARTICLE NUMBER(S)
for intermediate ceilings	jet black	63-63-30	090-7Q1020B



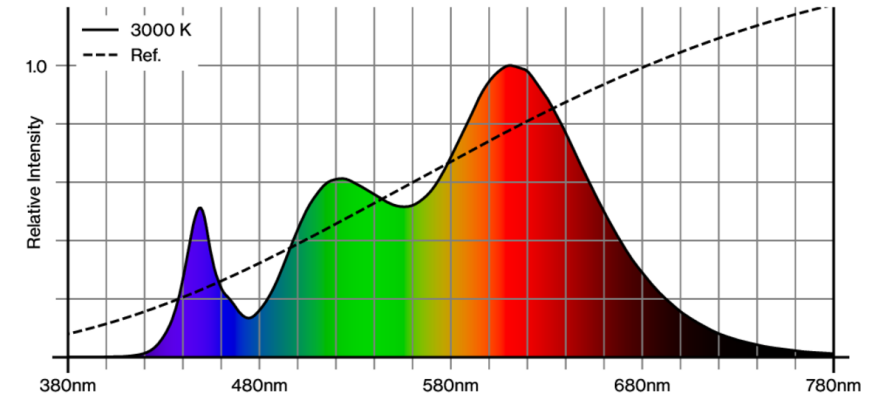
## Mounting accessories

### THROUGH WIRING CONNECTION BOX

TYPE	L-W-H (MM)	ARTICLE NUMBER(S)
non DIM cable ø 4 – 12 mm	105-58-30	005-253110
DALI cable ø 4 – 12 mm	105-58-30	005-255110



## Colour rendering



# UNICO Q1 basic

trim

090-7Q151G0021 090-7Q1020B



Project / Type

Notes

Count / Date



## TM30 colour vector graphic



The black line represents the black body reference. The red line indicates the results of the test light source. The deviation from the test light source to the reference is shown and is marked by arrows. The shorter the arrows, the higher the color rendering.

