


UNICO Q4 basic

trim

090-7Q441F0021 090-7Q4020W



Project / Type	
Notes	
Count / Date	



General

Ceiling , Recessed
chrome reflector , RAL 9016 ¹
Mounting set traffic white
IP20
1300 lm

LED

2700 K
CRI ≥ 90
L90 / 50000 h
initial MacAdam ≤ 3 SDCM
R _g : 101 , R _f : 91 , R _{f(1-15)} : 89
MR 0.56
MDER 0.51

Optical

flood square
beam angle 56°
UGR ≤ 19 , ≥65° <3000 cd/m ²
PstLM ≤ 1.0 ²
SVM ≤ 0.4 ²

Electrical

non DIM
220-240 V
system 13.1 W
system 99 lm/W ³
PC2

Physical

trim
length 101 mm
width 101 mm
height 51 mm
0.53 kg

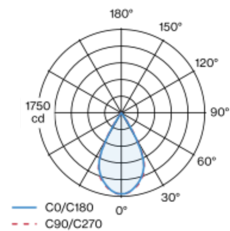
Cutout

length 90 mm
width 90 mm
min. ceiling thickness 2 mm
max. ceiling thickness 25 mm
recessed depth 110 mm

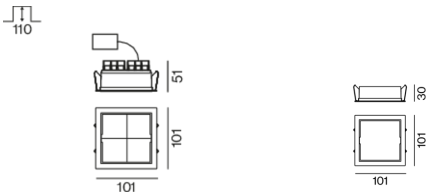
¹ RAL code ² Value of containing product at full load (undimmed)
³ incl. consideration of optical losses, internal control unit losses
& operating device efficiency

Square recessed multi-downlight made of die-cast aluminium; installation without tools in mounting set due to patented ball catch system; square installation housing; with trim traffic white; suitable for ceiling thickness of 2-25 mm; equipped with four flood square light elements; symmetrical light distribution with precise radiation characteristic, beam angle 56°; high quality reflector with micro-faceted, aluminum-vaporised surface; chrome reflector; UGR ≤ 19; VDU compatible workplace luminaire according to DIN EN 12464-1; luminance above 65° ≤ 3000 cd/m²; passive cooling of the LEDs through improved heat sink geometry; light colour 2700 K; binning initial MacAdam ≤ 3 SDCM; CRI ≥ 90; min. 90% of luminous flux after 50000 operating hours; energy-efficient high power LEDs with very good colour rendering; degree of protection IP20; PC2; incl. converter, non dimmable; through wiring connection box, 3-pole or 5-pole, available as an accessory; accessories are listed separately; light source not replaceable; control gear replaceable by an authorized professional; clank-free;

Light distribution



Product drawing



Installation instructions



Lighting calculator



UNICO Q4 basic

trim

090-7Q441F0021 090-7Q4020W



Project / Type

Notes

Count / Date

Maintenance Factors

Operating Time [h]	10 000	20 000	30 000	40 000	50 000
LLMF	0.96	0.95	0.95	0.94	0.93
LSF	1	1	1	1	1
MF	LMF × RSMF × LLMF × LSF		RSMF ^a Room Surface Maintenance Factor		
MF	Maintenance Factor		LLMF Lamp Lumens Maintenance Factor		
LMF ^a	Luminaire Maintenance Factor		LSF Lamp Survival Factor		

^a According to "CIE 97, Maintenance of indoor electric lighting systems", 2005, ISBN 3-900-734-34-8. The values must be determined by the planner.

Circuit Breaker Types

Automatic Circuit Breaker Type	Number of Fixtures
B10	18
B16	30
C10	23
C16	36

Components

MOUNTING SET with trim

TYPE	COLOUR	L-W-H (MM)	ARTICLE NUMBER(S)
for intermediate ceilings	traffic white	101-101-30	090-7Q4020W



Mounting accessories

MOUNTING SET with trim

TYPE	COLOUR	L-W-H (MM)	ARTICLE NUMBER(S)
for intermediate ceilings	traffic white	101-101-30	090-7Q4020W



Mounting accessories

THROUGH WIRING CONNECTION BOX

TYPE	L-W-H (MM)	ARTICLE NUMBER(S)
non DIM cable ø 4 – 12 mm, Linect®-Ready	105-58-30	005-253110
DALI cable ø 4 – 12 mm, Linect®-Ready	105-58-30	005-255110

