

UNICO Q1basic

trim


090-7Q161D0021 090-7Q1020B



Project / Type

Notes

Count / Date



General

Ceiling , Recessed

chrome reflector , RAL 9005 ¹

Mounting set jet black

IP20

462 lm

LED

4000 K

CRI ≥ 90

L90 / 50000 h

initial MacAdam ≤ 3 SDCM

R_g: 102 , R_f: 93 , R_{f(1-15)}: 92

MR 0.81

MDER 0.74

Optical

wide flood round

beam angle 72°

≥65° <3000 cd/m²

PstLM ≤ 1.0 ²

SVM ≤ 0.4 ²

Electrical

non DIM

220-240 V

system 6.0 W

system 77 lm/W³

PC2

Physical

trim

length 63 mm

width 63 mm

height 51 mm

0.2 kg

Cutout

length 50 mm

width 50 mm

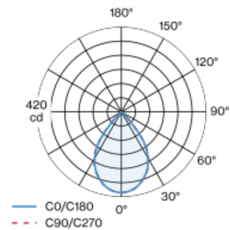
min. ceiling thickness 2 mm

max. ceiling thickness 25 mm

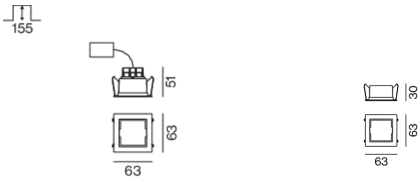
recessed depth 100 mm

Square recessed multi-downlight made of die-cast aluminium; installation without tools in mounting set due to patented ball catch system; square installation housing; with trim jet black; suitable for ceiling thickness of 2-25 mm; equipped with a wide flood round light element; symmetrical light distribution with precise radiation characteristic, beam angle 72°; high quality reflector with micro-faceted, aluminum-vaporised surface; chrome reflector; passive cooling of the LEDs through improved heat sink geometry; light colour 4000 K; binning initial MacAdam ≤ 3 SDCM; CRI ≥ 90; min. 90% of luminous flux after 50000 operating hours; energy-efficient high power LEDs with very good colour rendering; degree of protection IP20; PC2; incl. converter, non dimmable; light source not replaceable; control gear replaceable by an authorized professional; clank-free;

Light distribution



Product drawing



¹ RAL code ² Value of containing product at full load (undimmed)
³ incl. consideration of optical losses, internal control unit losses & operating device efficiency

Installation instructions



Lighting calculator



UNICO Q1basic

trim

090-7Q161D0021 090-7Q1020B



Project / Type

Notes

Count / Date

Maintenance Factors

Operating Time [h]	10 000	20 000	30 000	40 000	50 000
LLMF	0.96	0.95	0.95	0.94	0.93
LSF	1	1	1	1	1
MF	LMF × RSMF × LLMF × LSF		RSMF ^a Room Surface Maintenance Factor		
MF	Maintenance Factor		LLMF Lamp Lumens Maintenance Factor		
LMF ^a	Luminaire Maintenance Factor		LSF Lamp Survival Factor		

^a According to "CIE 97, Maintenance of indoor electric lighting systems", 2005, ISBN 3-900-734-34-8. The values must be determined by the planner.

Circuit Breaker Types

Automatic Circuit Breaker Type	Number of Fixtures
B10	31
B13	40
B16	50
B20	62
C10	52
C13	67
C16	85
C20	104

Components

MOUNTING SET with trim

TYPE	COLOUR	L-W-H (MM)	ARTICLE NUMBER(S)
for intermediate ceilings	jet black	63-63-30	090-7Q1020B



Mounting accessories

MOUNTING SET with trim

TYPE	COLOUR	L-W-H (MM)	ARTICLE NUMBER(S)
for intermediate ceilings	jet black	63-63-30	090-7Q1020B



Mounting accessories

THROUGH WIRING CONNECTION BOX

TYPE	L-W-H (MM)	ARTICLE NUMBER(S)
non DIM cable ø 4 – 12 mm, Linect®-Ready	105-58-30	005-2531110
DALI cable ø 4 – 12 mm, Linect®-Ready	105-58-30	005-2551110

