

L4

MOVE IT 45  
090-9L4D3WBB02



Project / Type

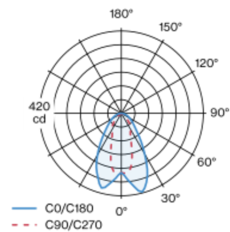
Notes

Count / Date

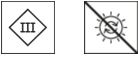
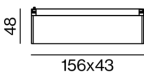


Linear light inset made of aluminium; surface anodised black; light inset can be installed and moved without tools by means of magnetic holders+locking; flush with profile system; power supplied via MOVE IT system track profile; hot plug protection; equipped with two wallwasher floor light elements 180° + two wallwasher floor light elements 0°; asymmetrical light distribution with precise radiation characteristic; high quality reflector with micro-faceted, aluminum-vaporised surface; Reflector black; passive cooling of the LEDs through improved heat sink geometry; light colour: tunable white diodes (2700-5000 K); binning initial MacAdam ≤ 3 SDCM; CRI ≥ 80; min. 80% of luminous flux after 50000 operating hours; energy-efficient high power LEDs with very good colour rendering; degree of protection IP20; PC3; 48 V; DALI single control; flicker-free visual comfort through analogue current control (minimum value 1%); light source not replaceable; NOT suitable for MOVE IT 45 set;

Light distribution



Product drawing



General

Ceiling , Track

black , RAL 9005 <sup>1</sup>

Reflector black

IP20

491 lm

optical inset 57 lm/W<sup>2</sup>

LED

tunable white

2700 K - 5000 K

CRI ≥ 80

L80 / 50000 h

initial MacAdam ≤ 3 SDCM

MR 0.55

MDER 0.5

Optical

wallwasher floor

PstLM ≤ 1.0 <sup>3</sup>

SVM ≤ 0.4 <sup>3</sup>

Electrical

DALI-2 DT8

48 V

fixture 10.1 W

optical inset 8.6 W

PC3

1 DALI Addr.

Physical

length 156 mm

width 43 mm

height 48 mm

0.4 kg

<sup>1</sup> RAL code <sup>2</sup> incl. consideration of optical losses

<sup>3</sup> Value of containing product at full load (undimmed)

Installation instructions



Lighting calculator

