



Project / Type

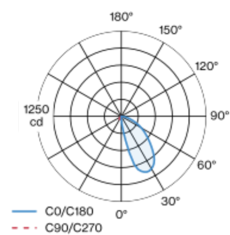
Notes

Count / Date

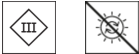
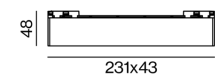


Linear light inset made of aluminium; surface anodised black; light inset can be installed and moved without tools by means of magnetic holders+locking; flush with profile system; power supplied via MOVE IT system track profile; hot plug protection; equipped with six wallwasher light elements; asymmetrical light distribution with precise radiation characteristic; high quality reflector with micro-faceted, aluminum-vaporised surface; Reflector chrome; passive cooling of the LEDs through improved heat sink geometry; light colour: tunable white diodes (2700-5000 K); binning initial MacAdam ≤ 3 SDCM; CRI ≥ 80 ; min. 80% of luminous flux after 50000 operating hours; energy-efficient high power LEDs with very good colour rendering; degree of protection IP20; PC3; 48 V; DALI single control; flicker-free visual comfort through analogue current control (minimum value 1%); light source not replaceable;

Light distribution



Product drawing



General

Ceiling , Track

black , RAL 9005 ¹

Reflector chrome

IP20

1120 lm

optical inset 87 lm/W²

LED

tunable white

2700 K - 5000 K

CRI ≥ 80

L80 / 50000 h

initial MacAdam ≤ 3 SDCM

MR 0.55

MDER 0.5

Optical

wallwasher

PstLM ≤ 1.0 ³

SVM ≤ 0.4 ³

Electrical

DALI-2 DT8

48 V

fixture 15.1 W

optical inset 12.9 W

PC3

1 DALI Addr.

Physical

length 231 mm

width 43 mm

height 48 mm

0.5 kg

¹ RAL code ² incl. consideration of optical losses

³ Value of containing product at full load (undimmed)

Installation instructions



Lighting calculator

