

MUSE LIGHT acoustic

suspended


091-121163BF



Project / Type

Notes

Count / Date



General

Ceiling | Suspended

anthracite

IP20

2200 lm

LED

4000 K

CRI ≥ 80

L90 / 50000 h

initial MacAdam ≤ 3 SDCM

MR 0.72 | MDER 0.66

Optical

symmetric

UGR ≤ 19 | ≥65° <1500 cd/m²

PstLM ≤ 1.0 ¹ | SVM ≤ 0.4 ¹

Electrical

DALI-2 | 1 DALI Addr.

PC1 | 220-240 V

system 20.3 W

system 108 lm/W ²

Physical

cabl 1500 mm

length 1600 mm | width 46 mm | height 380 mm

3.9 kg

Acoustics

Alpha w (α_w) up to 0.45 ³

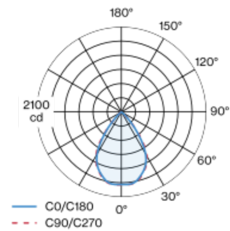
SAC (sound absorption class) up to D ³

NRC up to 0.55 ³

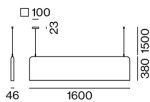
SAA up to 0.55 ³

Luminaire body made of high quality, self-supporting PET felt with sound absorbing properties, consisting of at least 50 % post-consumer recycled PET; high quality visual and tactile surface, anthracite; colour may deviate; constructed of 2 shells to form cavities that improve acoustic performance; large sound absorbing surface; suspended luminaire with 1500mm cable suspension; with integrated toolless suspension height adjustment on the luminaire; spring clip attachment to the luminaire; freely positionable; incl. transparent feed; optimised for the illumination of office workstations; light inset made from extruded profile for improved thermal management; light colour 4000 K; binning initial MacAdam ≤ 3 SDCM; CRI ≥ 80; min. 90% of luminous flux after 50000 operating hours; energy efficient LEDs with high CRI; high gloss reflector with faceted design; blind covers in gray; UGR ≤ 19; VDU compatible workplace luminaire according to DIN EN 12464-1; luminance above 65° ≤ 1500 cd/m²; degree of protection IP20; PC1; 220-240 V; internal wiring in light halogen free; incl. DALI-2 converter; light source not replaceable; control gear replaceable by an authorized professional;

Light distribution



Product drawing



Installation instructions



Lighting calculator



MUSE LIGHT acoustic

suspended

091-121163BF



Project / Type

Notes

Count / Date

Maintenance Factors

Operating Time [h]	10 000	20 000	30 000	40 000	50 000
LLMF	0.98	0.95	0.93	0.91	0.9
LSF	1	1	1	1	1

MF

LMF × RSMF × LLMF × LSF

MF

Maintenance Factor

LMF^a

Luminaire Maintenance Factor

RSMF^a

Room Surface Maintenance Factor

LLMF

Lamp Lumens Maintenance Factor

LSF

Lamp Survival Factor

^a According to "CIE 97, Maintenance of indoor electric lighting systems", 2005, ISBN 3-900-734-34-8. The values must be determined by the planner.

Circuit Breaker Types

Automatic Circuit Breaker Type	Number of Fixtures
B10	18
B13	23
B16	28
B20	35
C10	30
C13	38
C16	46
C20	58

Equivalent sound absorption area (A_{eq})

125 HZ	250 HZ	500 HZ	1000 HZ	2000 HZ	4000 HZ
0.1	0.2	0.57	0.93	0.97	0.93

Sound absorption coefficient (a_p)

