

UNICO Q9 basic

trim

090-7Q961D0B21 090-7Q9020W



Project / Type

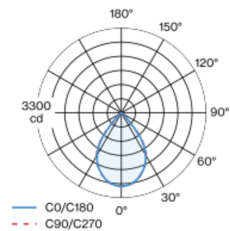
Notes

Count / Date

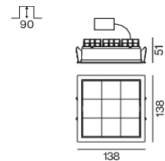


Square recessed multi-downlight made of die-cast aluminium; installation without tools in mounting set due to patented ball catch system; square installation housing; with trim traffic white; suitable for ceiling thickness of 2-25 mm; equipped with nine wide flood round light elements; symmetrical light distribution with precise radiation characteristic, beam angle 72°; high quality reflector with micro-faceted, aluminum-vaporised surface; black reflector; passive cooling of the LEDs through improved heat sink geometry; light colour 4000 K; binning initial MacAdam ≤ 3 SDCM; CRI ≥ 90; min. 90% of luminous flux after 50000 operating hours; energy-efficient high power LEDs with very good colour rendering; degree of protection IP20; PC2; 220-240 V; incl. converter, non dimmable; through wiring connection box, 3-pole or 5-pole, available as an accessory; accessories are listed separately; light source not replaceable; control gear replaceable by an authorized professional; clank-free;

Light distribution



Product drawing



General

Ceiling | Recessed

black reflector

Mounting set traffic white

IP20

3300 lm

LED

4000 K

CRI ≥ 90

L90 / 50000 h

initial MacAdam ≤ 3 SDCM

R_g: 102 | R_f: 93 | R_{f(1-15)}: 92

MR 0.81 | MDER 0.74

Optical

wide flood round | beam angle 72°

≥65° <3000 cd/m²

Electrical

non DIM

PC2 | 220-240 V

system 29.9 W

system 110 lm/W ¹

Physical

trim

length 138 mm | width 138 mm | height 51 mm

0.71 kg

Cutout

length 130 mm | width 130 mm

min. ceiling thickness 2 mm | max. ceiling thickness 25 mm

recessed depth 90 mm

¹ incl. consideration of optical losses, internal control unit losses & operating device efficiency

Installation instructions



Lighting calculator



UNICO Q9 basic

trim

090-7Q961D0B21 090-7Q9020W



Project / Type

Notes

Count / Date

Maintenance Factors

Operating Time [h]	10 000	20 000	30 000	40 000	50 000
LLMF	0.96	0.95	0.95	0.94	0.93
LSF	1	1	1	1	1

MF	LMF × RSMF × LLMF × LSF	RSMF ^a	Room Surface Maintenance Factor
MF	Maintenance Factor	LLMF	Lamp Lumens Maintenance Factor
LMF ^a	Luminaire Maintenance Factor	LSF	Lamp Survival Factor

^a According to "CIE 97, Maintenance of indoor electric lighting systems", 2005, ISBN 3-900-734-34-8. The values must be determined by the planner.

Circuit Breaker Types

Automatic Circuit Breaker Type	Number of Fixtures
B10	30
B16	49
B20	61
B25	76
C10	30
C16	49
C20	61
C25	76

Components

MOUNTING SET with trim

TYPE	COLOUR	L-W-H (MM)	ARTICLE NUMBER(S)
for intermediate ceilings	traffic white	138-138-30	090-7Q9020W



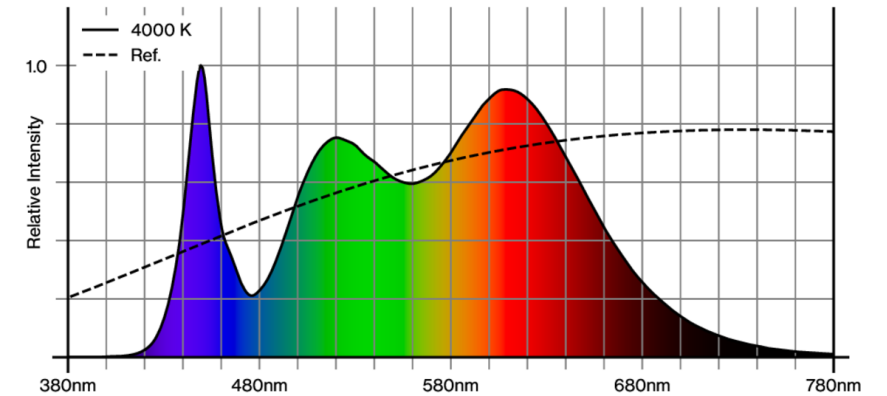
Mounting accessories

THROUGH WIRING CONNECTION BOX

TYPE	L-W-H (MM)	ARTICLE NUMBER(S)
non DIM cable ø 4 – 12 mm	105-58-30	005-253110
DALI cable ø 4 – 12 mm	105-58-30	005-255110



Colour rendering



UNICO Q9 basic

trim

090-7Q961D0B21 090-7Q9020W



Project / Type

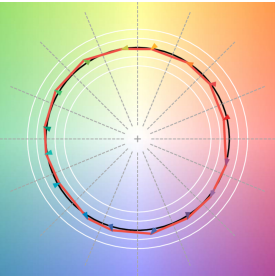
Notes

Count / Date

CRI/R_a ≥ 95 R_e ≥ 92 (4000 K)



TM30 colour vector graphic



The black line represents the black body reference. The red line indicates the results of the test light source. The deviation from the test light source to the reference is shown and is marked by arrows. The shorter the arrows, the higher the color rendering.

