


# UNICO Q4 basic

trim

090-7Q461G0B21 090-7Q4020W



|                |
|----------------|
| Project / Type |
| Notes          |
| Count / Date   |



## General

|   |
|---|
| Ceiling , Recessed                      |
| black reflector , RAL 9016 <sup>1</sup> |
| Mounting set traffic white              |
| IP20                                    |
| 1520 lm                                 |

## LED

|  |
|--|
| 4000 K   |
| CRI ≥ 90   |
| L90 / 50000 h  |
| initial MacAdam ≤ 3 SDCM   |
| R <sub>g</sub> : 102 , R <sub>f</sub> : 93 , R <sub>f(1-15)</sub> : 92 |
| MR 0.81  |
| MDER 0.74  |

## Optical

|                              |
|------------------------------|
| wide flood square            |
| beam angle 71°               |
| ≥65° <3000 cd/m <sup>2</sup> |
| PstLM ≤ 1.0 <sup>2</sup>     |
| SVM ≤ 0.4 <sup>2</sup>       |

## Electrical

|                              |
|------------------------------|
| non DIM                      |
| 220-240 V                    |
| system 13.1 W                |
| system 116 lm/W <sup>3</sup> |
| PC2                          |

## Physical

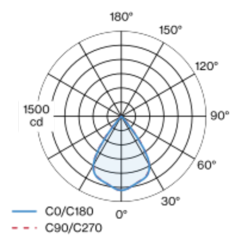
|               |
|---------------|
| trim          |
| length 101 mm |
| width 101 mm  |
| height 51 mm  |
| 0.53 kg       |

## Cutout

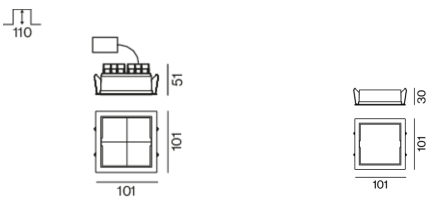
|                              |
|------------------------------|
| length 90 mm                 |
| width 90 mm                  |
| min. ceiling thickness 2 mm  |
| max. ceiling thickness 25 mm |
| recessed depth 110 mm        |

Square recessed multi-downlight made of die-cast aluminium; installation without tools in mounting set due to patented ball catch system; square installation housing; with trim traffic white; suitable for ceiling thickness of 2-25 mm; equipped with four wide flood square light elements; symmetrical light distribution with precise radiation characteristic, beam angle 71°; high quality reflector with micro-faceted, aluminum-vaporised surface; black reflector; passive cooling of the LEDs through improved heat sink geometry; light colour 4000 K; binning initial MacAdam ≤ 3 SDCM; CRI ≥ 90; min. 90% of luminous flux after 50000 operating hours; energy-efficient high power LEDs with very good colour rendering; degree of protection IP20; PC2; incl. converter, non dimmable; through wiring connection box, 3-pole or 5-pole, available as an accessory; accessories are listed separately; light source not replaceable; control gear replaceable by an authorized professional; clank-free;

## Light distribution



## Product drawing



<sup>1</sup> RAL code <sup>2</sup> Value of containing product at full load (undimmed)  
<sup>3</sup> incl. consideration of optical losses, internal control unit losses  
& operating device efficiency

## Installation instructions



## Lighting calculator



# UNICO Q4 basic

trim

090-7Q461G0B21 090-7Q4020W



Project / Type

Notes

Count / Date

## Maintenance Factors

| Operating Time [h] | 10 000                       | 20 000 | 30 000  | 40 000 | 50 000 |
|--------------------|------------------------------|--------|---|--------|--------|
| LLMF               | 0.96                         | 0.95   | 0.95  | 0.94   | 0.93   |
| LSF                | 1                            | 1      | 1   | 1      | 1      |
| MF                 | LMF × RSMF × LLMF × LSF      |        | RSMF <sup>a</sup> Room Surface Maintenance Factor |        |        |
| MF                 | Maintenance Factor           |        | LLMF Lamp Lumens Maintenance Factor               |        |        |
| LMF <sup>a</sup>   | Luminaire Maintenance Factor |        | LSF Lamp Survival Factor                          |        |        |

<sup>a</sup> According to "CIE 97, Maintenance of indoor electric lighting systems", 2005, ISBN 3-900-734-34-8. The values must be determined by the planner.

## Circuit Breaker Types

| Automatic Circuit Breaker Type | Number of Fixtures |
|--------------------------------|--------------------|
| B10                            | 18                 |
| B16                            | 30                 |
| C10                            | 23                 |
| C16                            | 36                 |

## Components

### MOUNTING SET with trim

| TYPE                      | COLOUR        | L-W-H (MM) | ARTICLE NUMBER(S) |
|---------------------------|---------------|------------|-------------------|
| for intermediate ceilings | traffic white | 101-101-30 | 090-7Q4020W       |



### Mounting accessories

### MOUNTING SET with trim

| TYPE                      | COLOUR        | L-W-H (MM) | ARTICLE NUMBER(S) |
|---------------------------|---------------|------------|-------------------|
| for intermediate ceilings | traffic white | 101-101-30 | 090-7Q4020W       |



### Mounting accessories

### THROUGH WIRING CONNECTION BOX

| TYPE                                     | L-W-H (MM) | ARTICLE NUMBER(S) |
|--|------------|-------------------|
| non DIM cable ø 4 – 12 mm, Linect®-Ready | 105-58-30  | 005-253110        |
| DALI cable ø 4 – 12 mm, Linect®-Ready    | 105-58-30  | 005-255110        |

