

UNICO Q9 basic

trim

090-7Q951G0021 090-7Q9020B



Project / Type

Notes

Count / Date



General

Ceiling , Recessed

chrome reflector , RAL 9005 ¹

Mounting set jet black

IP20

3240 lm

LED

3000 K

CRI \geq 90

L90 / 50000 h

initial MacAdam \leq 3 SDCM

R_g: 100 , R_f: 92 , R_{f(1-15)}: 91

MR 0.64

MDER 0.58

Optical

wide flood square

beam angle 71°

$\geq 65^\circ$ <3000 cd/m²

Electrical

non DIM

220-240 V

system 29.9 W

system 108 lm/W²

PC2

Physical

trim

length 138 mm

width 138 mm

height 51 mm

0.7 kg

Cutout

length 130 mm

width 130 mm

min. ceiling thickness 2 mm

max. ceiling thickness 25 mm

recessed depth 90 mm


¹ RAL code

² incl. consideration of optical losses, internal control unit losses & operating device efficiency

Installation instructions

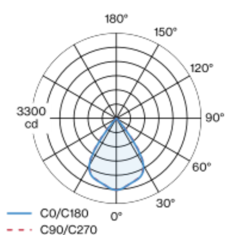


Lighting calculator

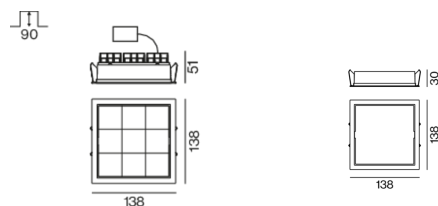


Square recessed multi-downlight made of die-cast aluminium; installation without tools in mounting set due to patented ball catch system; square installation housing; with trim jet black; suitable for ceiling thickness of 2-25 mm; equipped with nine wide flood square light elements; symmetrical light distribution with precise radiation characteristic, beam angle 71°; high quality reflector with micro-faceted, aluminum-vaporised surface; chrome reflector; passive cooling of the LEDs through improved heat sink geometry; light colour 3000 K; binning initial MacAdam \leq 3 SDCM; CRI \geq 90; min. 90% of luminous flux after 50000 operating hours; energy-efficient high power LEDs with very good colour rendering; degree of protection IP20; PC2; 220-240 V; incl. converter, non dimmable; through wiring connection box, 3-pole or 5-pole, available as an accessory; accessories are listed separately; light source not replaceable; control gear replaceable by an authorized professional; clank-free;

Light distribution



Product drawing



UNICO Q9 basic

trim

090-7Q951G0021 090-7Q9020B



Project / Type

Notes

Count / Date

Maintenance Factors

Operating Time [h]	10 000	20 000	30 000	40 000	50 000
LLMF	0.96	0.95	0.95	0.94	0.93
LSF	1	1	1	1	1
MF	LMF × RSMF × LLMF × LSF		RSMF ^a Room Surface Maintenance Factor		
MF	Maintenance Factor		LLMF Lamp Lumens Maintenance Factor		
LMF ^a	Luminaire Maintenance Factor		LSF Lamp Survival Factor		

^a According to "CIE 97, Maintenance of indoor electric lighting systems", 2005, ISBN 3-900-734-34-8. The values must be determined by the planner.

Circuit Breaker Types

Automatic Circuit Breaker Type	Number of Fixtures
B10	30
B16	49
B20	61
B25	76
C10	30
C16	49
C20	61
C25	76

Components

MOUNTING SET with trim

TYPE	COLOUR	L-W-H (MM)	ARTICLE NUMBER(S)
for intermediate ceilings	jet black	138-138-30	090-7Q9020B



Mounting accessories

MOUNTING SET with trim

TYPE	COLOUR	L-W-H (MM)	ARTICLE NUMBER(S)
for intermediate ceilings	jet black	138-138-30	090-7Q9020B



Mounting accessories

THROUGH WIRING CONNECTION BOX

TYPE	L-W-H (MM)	ARTICLE NUMBER(S)
non DIM cable ø 4 – 12 mm, Linect®-Ready	105-58-30	005-2531110
DALI cable ø 4 – 12 mm, Linect®-Ready	105-58-30	005-2551110

