

# SQUADRO 2 × 4 lamps wallwasher


track  
149-2240617S



Project / Type

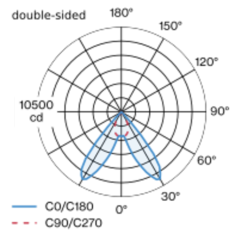
Notes

Count / Date

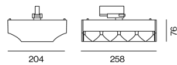


Tracked spotlight in die cast aluminium with 2x4-lamp design; surface traffic white powder coated; converter integrated into spotlight head; heat sink integrated into luminaire geometry for optimum thermal management and passive cooling of LEDs; with COB (Chip on Board) technology for maximum efficiency; light colour 4000 K; binning initial MacAdam  $\leq 3$  SDCM; CRI  $\geq 80$ ; min. 80% of luminous flux after 50000 operating hours; energy efficient LEDs with high CRI; aisle spotlight shelf floor washer with special, multi-free-form, facet effect surface reflectors for high precision light control; precise shelf and aisle zone lighting, optimum longitudinal glare control for high viewing comfort in the aisle zone; adjustable light modules (tiltable  $+15^\circ$  to  $-15^\circ$ );  $365^\circ$  rotatable; degree of protection IP20; IP 40 protection glass available as an accessory; accessories are listed separately; PC1; 220-240 V; incl. converter, non dimmable; adapter for toolless insertion or movement on a variety of 3-phase power tracks; including attachment for linear alignment of the spotlights; light source replaceable by an authorized professional; control gear replaceable by an authorized professional;

## Light distribution



## Product drawing



## General

Ceiling | Track

tilt min  $15^\circ$

tilt max  $15^\circ$

rotation  $365^\circ$

traffic white | RAL 9016

IP20

11400 lm

## LED

4000 K

CRI  $\geq 80$

L80 / 50000 h

initial MacAdam  $\leq 3$  SDCM

MR 0.74 | MDER 0.67

## Optical

shelf floor washer

$P_{stLM} \leq 1.0^{1,2,3}$  |  $SVM \leq 0.4^{1,2,3}$

## Electrical

non DIM

PC1 | 220-240 V

system 86 W

system 133 lm/W <sup>4</sup>

## Physical

length 258 mm | width 204 mm | height 76 mm

2.5 kg

<sup>1</sup> double-sided <sup>2</sup> single-sided  
<sup>3</sup> Value of containing product at full load (undimmed)  
<sup>4</sup> incl. consideration of optical losses, internal control unit losses & operating device efficiency

## Installation instructions



## Lighting calculator

