

BASO 60 IP54 opal

surface

845-4124537H



Project / Type

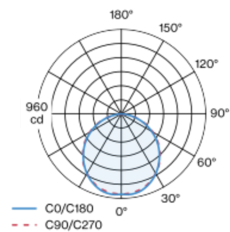
Notes

Count / Date

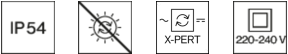
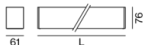


Luminaire housing made of extruded aluminium profile; light tight final end caps made of aluminium; no visible screws; angular design; surface pure white powder coated; suitable for wall or ceiling mounting; luminaire profile (end caps come pre-assembled) can be pre-mounted; remaining lamp components mounted without tools; closed light insert made of PMMA, consisting of converter unit and circuit board unit; light inset with screwed-on, thus maintenance-friendly, transparent end cap in PMMA; light colour 3000 K; binning initial MacAdam ≤ 3 SDCM; CRI ≥ 80 ; min. 90% of luminous flux after 50000 operating hours; energy efficient LEDs with high CRI; HPO (High Performance Opal) cover for uniform illumination; degree of protection IP54; PC2; 220-240 V; internal wiring in light halogen free; incl. DALI-2 converter; IP 67 socket connector system for easy and sealed electrical connection; light source not replaceable; control gear replaceable by an authorized professional;

Light distribution



Product drawing



General

Ceiling | Surface

pure white | RAL 9010

IP54

2640 lm

2210 lm/m

LED

3000 K

CRI ≥ 80

L90 / 50000 h

initial MacAdam ≤ 3 SDCM

MR 0.54 | MDER 0.49

Optical

High Performance Opal | opal (lambertsch)

Electrical

DALI-2 | 1 DALI Addr.

PC2 | 220-240 V

system 21.5 W

system 123 lm/W ¹

18 W/m

Physical

length 1209 mm | width 61 mm | height 76 mm

2.03 kg

¹ incl. consideration of optical losses, internal control unit losses & operating device efficiency

Installation instructions



Lighting calculator



BASO 60 IP54 opal

surface

845-4124537H



Project / Type

Notes

Count / Date

Maintenance Factors

Operating Time [h]	10 000	20 000	30 000	40 000	50 000
LLMF	0.98	0.96	0.94	0.91	0.9
LSF	1	1	1	1	1
MF	LMF × RSMF × LLMF × LSF		RSMF ^a	Room Surface Maintenance Factor	
MF	Maintenance Factor		LLMF	Lamp Lumens Maintenance Factor	
LMF ^a	Luminaire Maintenance Factor		LSF	Lamp Survival Factor	

^a According to "CIE 97, Maintenance of indoor electric lighting systems", 2005, ISBN 3-900-734-34-8. The values must be determined by the planner.

Circuit Breaker Types

Automatic Circuit Breaker Type	Number of Fixtures
B10	15
B13	19
B16	24
B20	30
B25	37
C10	24
C13	32
C16	40
C20	49
C25	62

