

SQUADRO 2 × 4 lamps wallwasher


track
149-2241538S



Project / Type

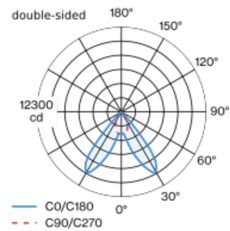
Notes

Count / Date

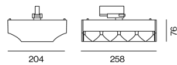


Tracked spotlight in die cast aluminium with 2x4-lamp design; surface jet black powder coated; converter integrated into spotlight head; heat sink integrated into luminaire geometry for optimum thermal management and passive cooling of LEDs; with COB (Chip on Board) technology for maximum efficiency; light colour 3000 K; binning initial MacAdam ≤ 3 SDCM; CRI ≥ 80 ; min. 80% of luminous flux after 50000 operating hours; energy efficient LEDs with high CRI; aisle spotlight shelf floor washer with special, multi-free-form, facet effect surface reflectors for high precision light control; precise shelf and aisle zone lighting, optimum longitudinal glare control for high viewing comfort in the aisle zone; adjustable light modules (tiltable $+15^\circ$ to -15°); 365° rotatable; degree of protection IP20; IP 40 protection glass available as an accessory; accessories are listed separately; PC1; 220-240 V; incl. DALI-2 converter; adapter for toolless insertion or movement on a variety of 3-phase power tracks; including attachment for linear alignment of the spotlights; light source replaceable by an authorized professional; control gear replaceable by an authorized professional;

Light distribution



Product drawing



General

Ceiling | Track

tilt min 15°

tilt max 15°

rotation 365°

jet black | RAL 9005

IP20

12000 lm

LED

3000 K

CRI ≥ 80

L80 / 50000 h

initial MacAdam ≤ 3 SDCM

MR 0.58 | MDER 0.52

Optical

shelf floor washer

$P_{stLM} \leq 1.0^1 2^3$ | $SVM \leq 0.4^1 2^3$

Electrical

DALI-2 | 2 DALI Addr.

PC1 | 220-240 V

system 101 W

system 119 lm/W ⁴

Physical

length 258 mm | width 204 mm | height 76 mm

2.5 kg

¹ double-sided ² single-sided
³ Value of containing product at full load (undimmed)
⁴ incl. consideration of optical losses, internal control unit losses & operating device efficiency

Installation instructions



Lighting calculator

