

# SQUADRO 2 × 4 lamps wallwasher


track  
149-2241617A



Project / Type

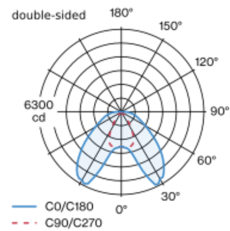
Notes

Count / Date

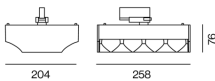


Tracked spotlight in die cast aluminium with 2x4-lamp design; surface white powder coated; converter integrated into spotlight head; heat sink integrated into luminaire geometry for optimum thermal management and passive cooling of LEDs; with COB (Chip on Board) technology for maximum efficiency; light colour 4000 K; binning initial MacAdam  $\leq 3$  SDCM; CRI  $\geq 80$ ; min. 80% of luminous flux after 50000 operating hours; energy efficient LEDs with high CRI; aisle spotlight wall floor washer with special, multi-free-form, facet effect surface reflectors for high precision light control; precise shelf and aisle zone lighting, optimum longitudinal glare control for high viewing comfort in the aisle zone; adjustable light modules (tiltable +15° to -15°); 365° rotatable; degree of protection IP20; IP 40 protection glass available as an accessory; accessories are listed separately; PC1; 220-240 V; incl. converter, non dimmable; adapter for toolless insertion or movement on a variety of 3-phase power tracks; including attachment for linear alignment of the spotlights; light source replaceable by an authorized professional; control gear replaceable by an authorized professional;

## Light distribution



## Product drawing



## General

Ceiling , Track

tilt min 15°

tilt max 15°

rotation 365°

white , RAL 9016 <sup>1</sup>

IP20

12900 lm

## LED

4000 K

CRI  $\geq 80$

L80 / 50000 h

initial MacAdam  $\leq 3$  SDCM

MR 0.74

MDER 0.67

## Optical

wall floor washer

## Electrical

non DIM

220-240 V

system 101 W

system 128 lm/W<sup>2</sup>

PC1

## Physical

length 258 mm

width 204 mm

height 76 mm

2.5 kg

<sup>1</sup> RAL code  
<sup>2</sup> incl. consideration of optical losses, internal control unit losses & operating device efficiency

## Installation instructions



# SQUADRO 2 × 4 lamps wallwasher

track  
149-2241617A



Project / Type

Notes

Count / Date

### Circuit Breaker Types

Automatic Circuit Breaker Type	Number of Fixtures
B10	14
B13	18
B16	22
B20	28
B25	35
C10	14
C13	30
C16	22
C20	28
C25	35

### Optical accessories

#### IP40 PROTECTION GLASS

ARTICLE NUMBER(S)  
049-2940010

