




Project / Type

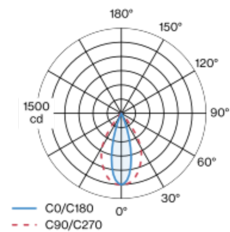
Notes

Count / Date



Linear light inset made of aluminium; surface anodised jet black; light inset can be installed and moved without tools by means of magnetic holders+locking; flush with profile system; power supplied via MOVE IT system track profile; hot plug protection; equipped with two corridor light elements (rectangular medium); symmetrical light distribution with precise radiation characteristic, beam angle 30°x67°; high quality reflector with micro-faceted, aluminum-vaporised surface; Reflector black; passive cooling of the LEDs through improved heat sink geometry; light colour 4000 K; binning initial MacAdam ≤ 3 SDCM; CRI ≥ 90; min. 80% of luminous flux after 50000 operating hours; energy-efficient high power LEDs with very good colour rendering; degree of protection IP20; PC3; 48 V; DALI single control; flicker-free visual comfort through analogue current control (minimum value 1%); light source not replaceable;

Light distribution



Product drawing



General

Ceiling | Track

jet black | RAL 9005

Reflector black

IP20

663 lm

optical inset 115 lm/W <sup>1</sup>

LED

4000 K

CRI ≥ 90

L80 / 50000 h

initial MacAdam ≤ 3 SDCM

R<sub>g</sub>: 102 | R<sub>f</sub>: 93 | R<sub>f(1-15)</sub>: 92

MR 0.81 | MDER 0.74

Optical

rectangular | beam angle 30°x67°

≥65° <3000 cd/m²

PstLM ≤ 1.0 <sup>2</sup> | SVM ≤ 0.4 <sup>2</sup>

Electrical

DALI-2 | 1 DALI Addr.

PC3 | 48 V

fixture 6.8 W

optical inset 5.8 W

Physical

length 81 mm | width 43 mm | height 48 mm

0.2 kg

<sup>1</sup> incl. consideration of optical losses  
<sup>2</sup> Value of containing product at full load (undimmed)

Installation instructions



Lighting calculator





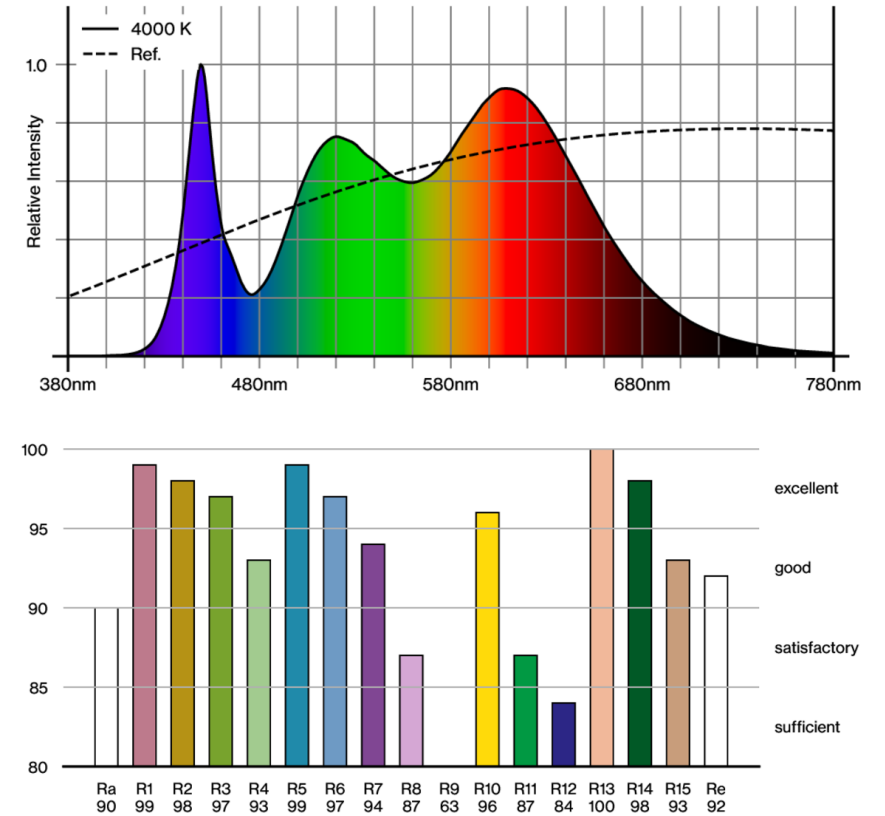
Maintenance Factors

Operating Time [h]	10 000	20 000	30 000	40 000	50 000
LLMF	0.94	0.91	0.89	0.87	0.84
LSF	1	1	1	1	1

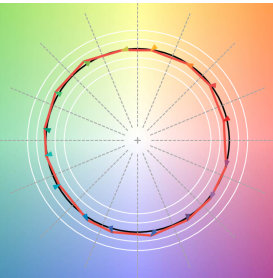
MF	LMF × RSMF × LLMF × LSF	RSMF <sup>a</sup>	Room Surface Maintenance Factor
MF	Maintenance Factor	LLMF	Lamp Lumens Maintenance Factor
LMF <sup>a</sup>	Luminaire Maintenance Factor	LSF	Lamp Survival Factor

<sup>a</sup> According to "CIE 97, Maintenance of indoor electric lighting systems", 2005, ISBN 3-900-734-34-8. The values must be determined by the planner.

Colour rendering



TM30 colour vector graphic



The black line represents the black body reference. The red line indicates the results of the test light source. The deviation from the test light source to the reference is shown and is marked by arrows. The shorter the arrows, the higher the color rendering.