

# SQUADRO 2 × 4 lamps wallwasher

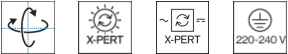

track  
149-2241618S



Project / Type

Notes

Count / Date



General

Ceiling | Track

tilt min 15°

tilt max 15°

rotation 365°

jet black | RAL 9005

IP20

12800 lm

LED

4000 K

CRI ≥ 80

L80 / 50000 h

initial MacAdam ≤ 3 SDCM

MR 0.74 | MDER 0.67

Optical

shelf floor washer

Electrical

non DIM

PC1 | 220-240 V

system 101 W

system 127 lm/W <sup>1</sup>

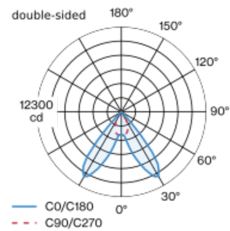
Physical

length 258 mm | width 204 mm | height 76 mm

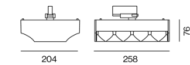
2.5 kg

<sup>1</sup> incl. consideration of optical losses, internal control unit losses & operating device efficiency

## Light distribution



## Product drawing



## Installation instructions



## Lighting calculator



# SQUADRO 2 × 4 lamps wallwasher

track  
149-2241618S



Project / Type

Notes

Count / Date

### Circuit Breaker Types

Automatic Circuit Breaker Type	Number of Fixtures
B10	14
B13	18
B16	22
B20	28
B25	35
C10	14
C13	30
C16	22
C20	28
C25	35

### Optical accessories

#### IP40 PROTECTION GLASS

TYPE	ARTICLE NUMBER(S)
2 x 4 lamps / double-sided	049-2940010

