

# PABLO basic

180-5110188A



Project / Type

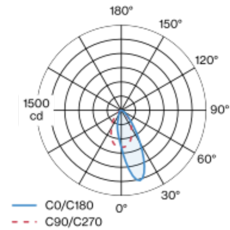
Notes

Count / Date

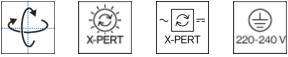
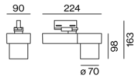


Track light made of die-cast aluminium; surface jet black powder coated; 360° rotatable and 310° tiltable; converter installed in aluminium spotlight housing; passive cooling of the LEDs through improved heat sink geometry; with COB (Chip on Board) technology for maximum efficiency; no appearance of multiple shadows; light colour 4000 K; binning initial MacAdam ≤ 2 SDCM; CRI ≥ 95; min. 90% of luminous flux after 50000 operating hours; energy efficient LEDs with high CRI; including high quality aluminium reflector with spherical reflector; high gloss anodised; neutral colour reflection through absolute freedom from interference colour; for brilliant object staging; precise radiation characteristic with an asymmetrical light distribution; installed and exchanged without tools; degree of protection IP20; PC1; 220-240 V; adapter for toolless insertion or movement on a variety of 3-phase power tracks; adapter fixation by means of set screw; incl. converter, dimmable with integrated potentiometer; point outlet, either in surface mounted housing or recessed housing, available as an accessory; accessories are listed separately; light source replaceable by an authorized professional; control gear replaceable by an authorized professional;

## Light distribution



## Product drawing



### General

Ceiling | Track

tilt max 310°

rotation 360°

jet black | RAL 9005

IP20

978 lm

### LED

4000 K

CRI ≥ 95

L90 / 50000 h

initial MacAdam ≤ 2 SDCM

R<sub>g</sub>: 98 | R<sub>f</sub>: 91 | R<sub>(1-15)</sub>: 96

MR 0.85 | MDER 0.77

### Optical

wallwasher

PstLM ≤ 1.0 <sup>1</sup> | SVM ≤ 0.4 <sup>1</sup>

### Electrical

DIM POTI

PC1 | 220-240 V

system 13.9 W

system 70 lm/W <sup>2</sup>

### Physical

diameter 70 mm | height 98 mm

0.9 kg

set screw (tool required)

<sup>1</sup> Value of containing product at full load (undimmed)  
<sup>2</sup> incl. consideration of optical losses, internal control unit losses & operating device efficiency

## Installation instructions



## Lighting calculator

