

PABLO shutter

180-5320037



Project / Type

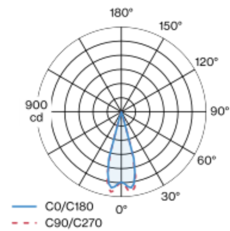
Notes

Count / Date



Track light made of die-cast aluminium; surface traffic white powder coated; 360° rotatable and 310° tiltable; converter installed in aluminium spotlight housing; passive cooling of the LEDs through improved heat sink geometry; with COB (Chip on Board) technology for maximum efficiency; no appearance of multiple shadows; light colour 3000 K; binning initial MacAdam ≤ 2 SDCM; CRI ≥ 95; min. 85% of luminous flux after 50000 operating hours; energy efficient LEDs with high CRI; contour spotlight for precise rectangular shape; easy adjustment by 4 stainless steel shading elements; incl. high quality bi-convex glass lens; sharp object focusing through adjustable lens; focusing by means of rubberised adjusting ring on the spotlight head; degree of protection IP20; PC1; 220-240 V; adapter for toolless insertion or movement on a variety of 3-phase power tracks; adapter fixation without tools by means of knurled screw; incl. DALI-2 converter; point outlet, either in surface mounted housing or recessed housing, available as an accessory; accessories are listed separately; light source replaceable by an authorized professional; control gear replaceable by an authorized professional;

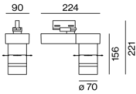
Light distribution



framing 31°

h (m)	EO° (lx)	ø (m)
1	744	0.56
2	186	1.12
3	83	1.68
4	46	2.24
5	30	2.79

Product drawing



General

Ceiling | Track

tilt max 310°

rotation 360°

traffic white | RAL 9016

IP20

201 lm

LED

3000 K

CRI ≥ 95

L85 / 50000h

initial MacAdam ≤ 2 SDCM

R_g: 99 | R_f: 94 | R_{t(1-15)}: 96

MR 0.66 | MDER 0.6

Optical

framing | beam angle 31°

PstLM ≤ 1.0 ¹ | SVM ≤ 0.4 ¹

Electrical

DALI-2 | 1 DALI Addr.

PC1 | 220-240 V

system 14.0 W

system 14 lm/W ²

Physical

diameter 70 mm | height 156 mm

1 kg

tool-free fixation

¹ Value of containing product at full load (undimmed)
² incl. consideration of optical losses, internal control unit losses & operating device efficiency

Installation instructions



Lighting calculator



PABLO shutter

180-5320037



Project / Type

Notes

Count / Date

Maintenance Factors

Operating Time [h]	10 000	20 000	30 000	40 000	50 000
LLMF	0.97	0.95	0.93	0.91	0.9
LSF	1	1	1	1	1

MF	LMF × RSMF × LLMF × LSF	RSMF ^a	Room Surface Maintenance Factor
MF	Maintenance Factor	LLMF	Lamp Lumens Maintenance Factor
LMF ^a	Luminaire Maintenance Factor	LSF	Lamp Survival Factor

^a According to "CIE 97, Maintenance of indoor electric lighting systems", 2005, ISBN 3-900-734-34-8. The values must be determined by the planner.

Circuit Breaker Types

Automatic Circuit Breaker Type	Number of Fixtures
B13	100
B16	122
B20	153
C13	59
C16	72
C20	90

Mounting accessories

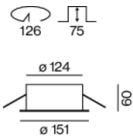
SURFACE HOUSING / POINT OUTLET

COLOUR	Ø (MM)	ARTICLE NUMBER(S)
traffic white	120	186-072287
jet black	120	186-072288

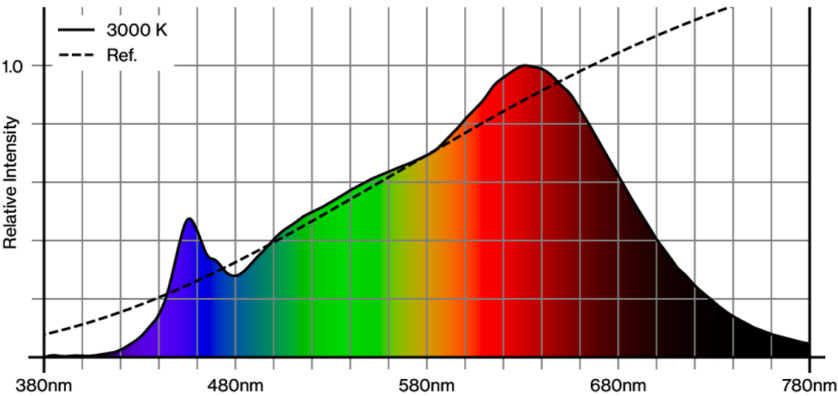


RECESSED HOUSING / POINT OUTLET

TYPE	COLOUR	Ø (MM)	ARTICLE NUMBER(S)
ceiling thickness	traffic white	151	186-072277
ceiling thickness	jet black	151	186-072278



Colour rendering

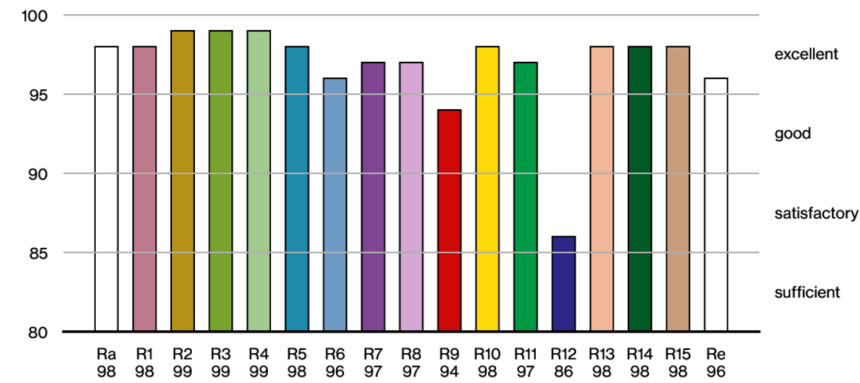




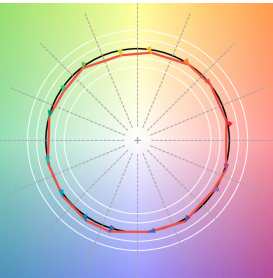
Project / Type

Notes

Count / Date



TM30 colour vector graphic



The black line represents the black body reference. The red line indicates the results of the test light source. The deviation from the test light source to the reference is shown and is marked by arrows. The shorter the arrows, the higher the color rendering.