

BO 55

track

180-7312517M



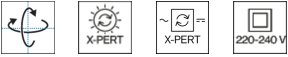
Project / Type

Notes

Count / Date



Cylindrical tracked spotlight in die-cast aluminium with 3PH universal adapter; classic style in elegant design for discerning requirements; surface traffic white powder coated; 355° rotatable and 90° tiltable; converter integrated in the power track adapter; passive cooling of the LEDs through improved heat sink geometry; with COB (Chip on Board) technology for maximum efficiency; no appearance of multiple shadows; light colour 3000 K; binning initial MacAdam ≤ 2 SDCM; CRI ≥ 90 ; min. 80% of luminous flux after 50000 operating hours; energy efficient LEDs with high CRI; high quality, aluminium, vapour deposition coated reflector with faceted lens design; precise radiation characteristic with 30° beam; good glare control through recessed light point level; optical attachment available as accessory; accessories are listed separately; degree of protection IP20; PC2; 220-240 V; adapter for toolless insertion or movement on a variety of 3-phase power tracks; incl. converter, non dimmable; light source replaceable by an authorized professional; control gear replaceable by an authorized professional;



General

Ceiling | Track

tilt max 90°

rotation 355°

traffic white | RAL 9016

IP20

2140 lm

LED

3000 K

CRI ≥ 90

L80 / 50000 h

initial MacAdam ≤ 2 SDCM

R_g: 99 | R_f: 90 | R_{t(1-15)}: 87

MR 0.6 | MDER 0.54

Optical

medium | beam angle 30°

Electrical

non DIM

PC2 | 220-240 V

system 22.3 W

system 96 lm/W ¹

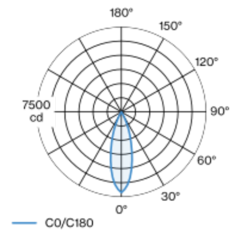
Physical

diameter 55 mm | height 140 mm

0.5 kg

¹ incl. consideration of optical losses, internal control unit losses & operating device efficiency

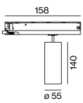
Light distribution



medium 30°

h (m)	EO° (lx)	ø (m)
1	7110	0.54
2	1780	1.08
3	790	1.62
4	440	2.16
5	280	2.70

Product drawing



Installation instructions



Lighting calculator



BO 55

track
180-7312517M



Project / Type

Notes

Count / Date

Maintenance Factors

Operating Time [h]	10 000	20 000	30 000	40 000	50 000
LLMF	0.964	0.923	0.884	0.847	0.811
LSF	1	1	1	1	1
MF	LMF × RSMF × LLMF × LSF		RSMF ^a Room Surface Maintenance Factor		
MF	Maintenance Factor		LLMF Lamp Lumens Maintenance Factor		
LMF ^a	Luminaire Maintenance Factor		LSF Lamp Survival Factor		

^a According to "CIE 97, Maintenance of indoor electric lighting systems", 2005, ISBN 3-900-734-34-8. The values must be determined by the planner.


Circuit Breaker Types

Automatic Circuit Breaker Type	Number of Fixtures
B10	33
B16	53
B20	67
B25	83
C10	40
C16	64
C20	80
C25	100

Optical accessories

HONEYCOMB LOUVER


TYPE for BO 55 SASSO 100	COLOUR jet black	Ø (MM) 50	ARTICLE NUMBER(S) 007-1965598
-------------------------------	---------------------	--------------	----------------------------------



Optical accessories

OVAL LENS

TYPE for BO 55	Ø (MM) 50	ARTICLE NUMBER(S) 007-1965890
-------------------	--------------	----------------------------------



SOFT LENS

TYPE for BO 55	Ø (MM) 50	ARTICLE NUMBER(S) 007-1965990
-------------------	--------------	----------------------------------



WALLWASHER LENS

TYPE for BO 55	Ø (MM) 50	ARTICLE NUMBER(S) 007-1965790
-------------------	--------------	----------------------------------



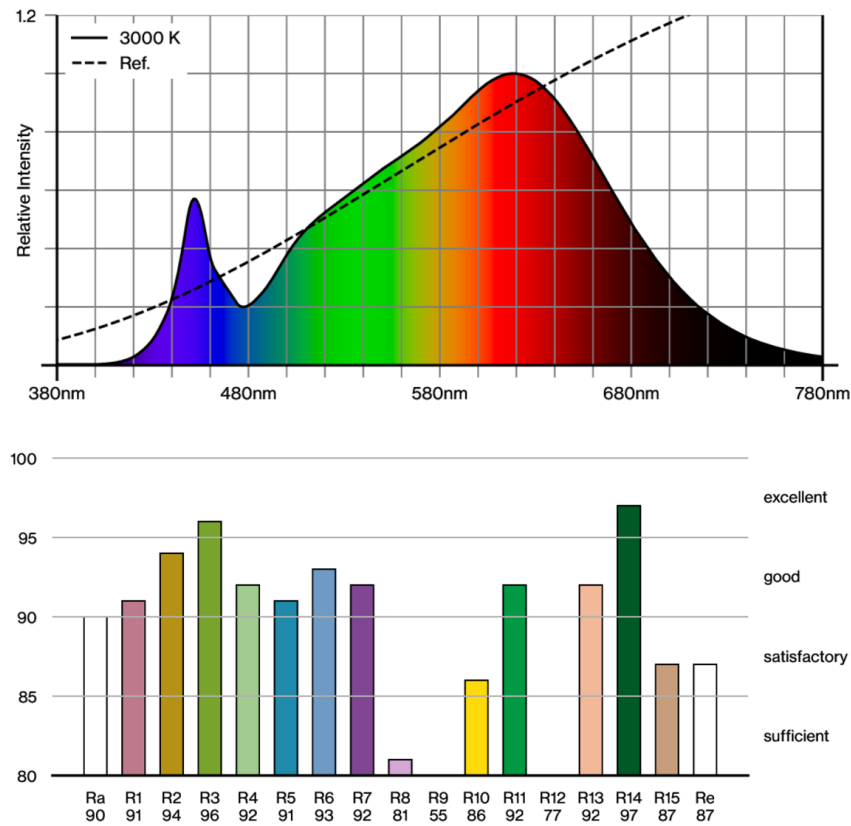


Project / Type

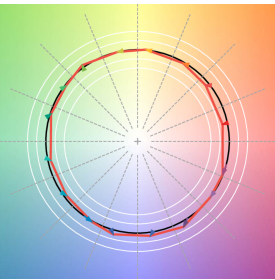
Notes

Count / Date

Colour rendering



TM30 colour vector graphic



The black line represents the black body reference. The red line indicates the results of the test light source. The deviation from the test light source to the reference is shown and is marked by arrows. The shorter the arrows, the higher the color rendering.